

VPX102

3U VPX Carrier for XMC Modules



VPX102

Key Features

- Support for XMC modules
- x8/x4 SERDES from XMC to P1
- Comprehensive user I/O routing options per VITA 46.9
- Health Management processor
- ANSI/VITA 42.3 (XMC PCI Express)
- Support for PCIe Gen3 or non-PCIe based XMC
- Health Management through dedicated Processor

Benefits

- Most comprehensive XMC carrier on the market
- Electrical, mechanical, software, and system-level expertise in house
- Full system supply from industry leader
- AS9100 and ISO9001 certified company

OpenVPX™



vadatech
THE POWER OF VISION



VPX102

The VPX102 is a carrier module (VITA 46). It provides PCIe Gen3 x8 and is the most comprehensive VPX carrier available for XMC modules.

The J14/J16 connector of the XMC are routed per VITA 46.9. The module supports different backplane pin field assignments to support rear I/O access for the XMC module. The following profiles are supported:

- P2w1-P64s ([Figure 1](#))
- P1w9-X12d+P2w1-P64s ([Figure 2](#))
- P2w7-X8d+X12d ([Figure 3](#))
- P2w1-X24s+X8d+X12d ([Figure 4](#))
- P2w3-X38s+X8d ([Figure 5](#))
- P1w9-X12d+P2w3-X38s+X8d ([Figure 6](#))
- P1w13-X38s+X8d+X12d ([Figure 7](#))

The module supports PCIe and Non-PCIe based XMC. The module has a re-timer onboard which allows the XMC to drive long traces on the backplane as well as cleaning the received data from long traces coming from the backplane to the XMC.

This modular approach allows a VPX carrier and VPX Chassis to utilize the large numbers of XMC modules available on the market.



Figure 1: VPX102 Front View

Block Diagram

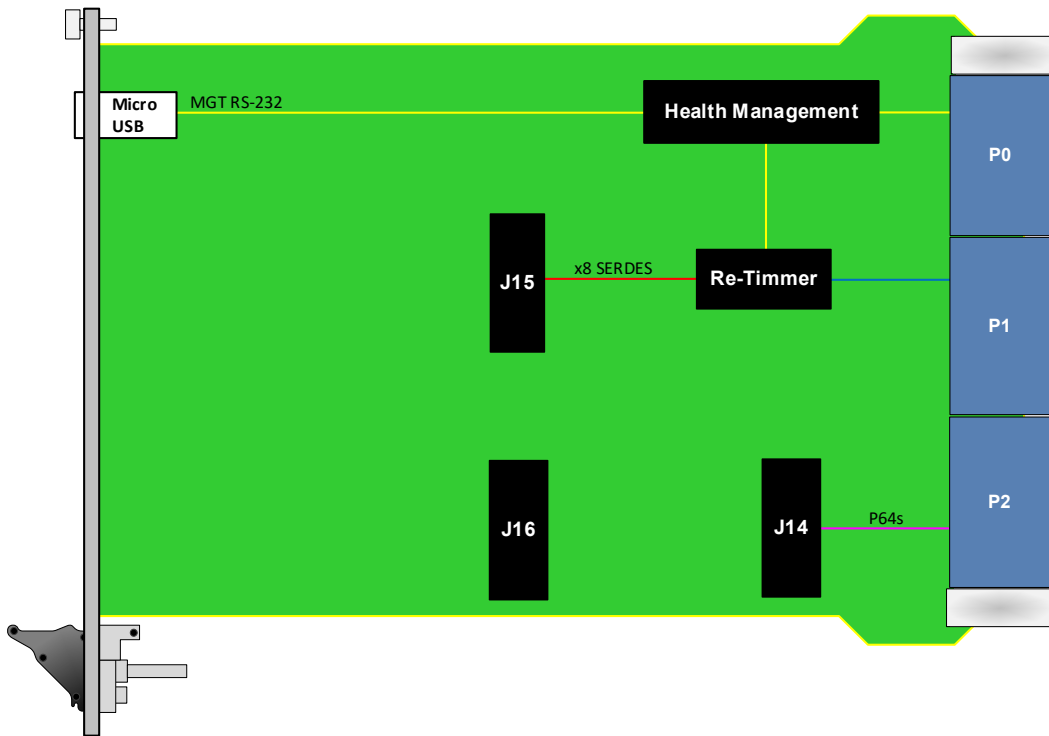


Figure 2: VPX102 Functional Block Diagram, Option C=0
(3U Carrier P64s Mapping)

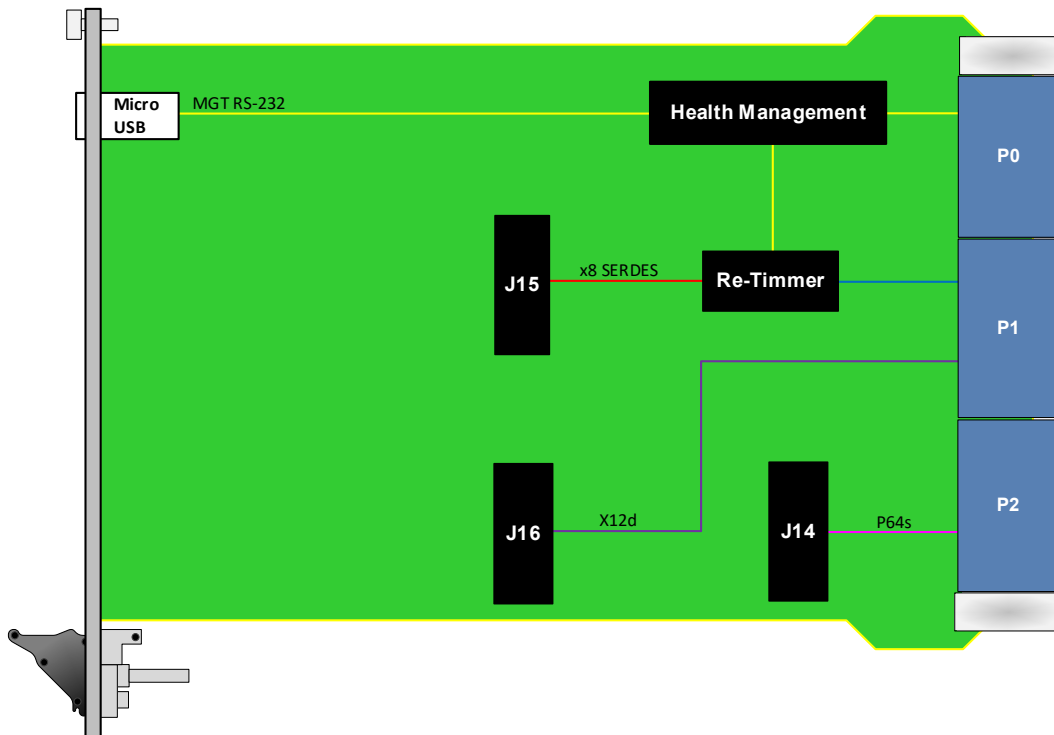


Figure 3: VPX102 Functional Block Diagram, Option C=1
(3U Carrier X12d+P64s Mapping)

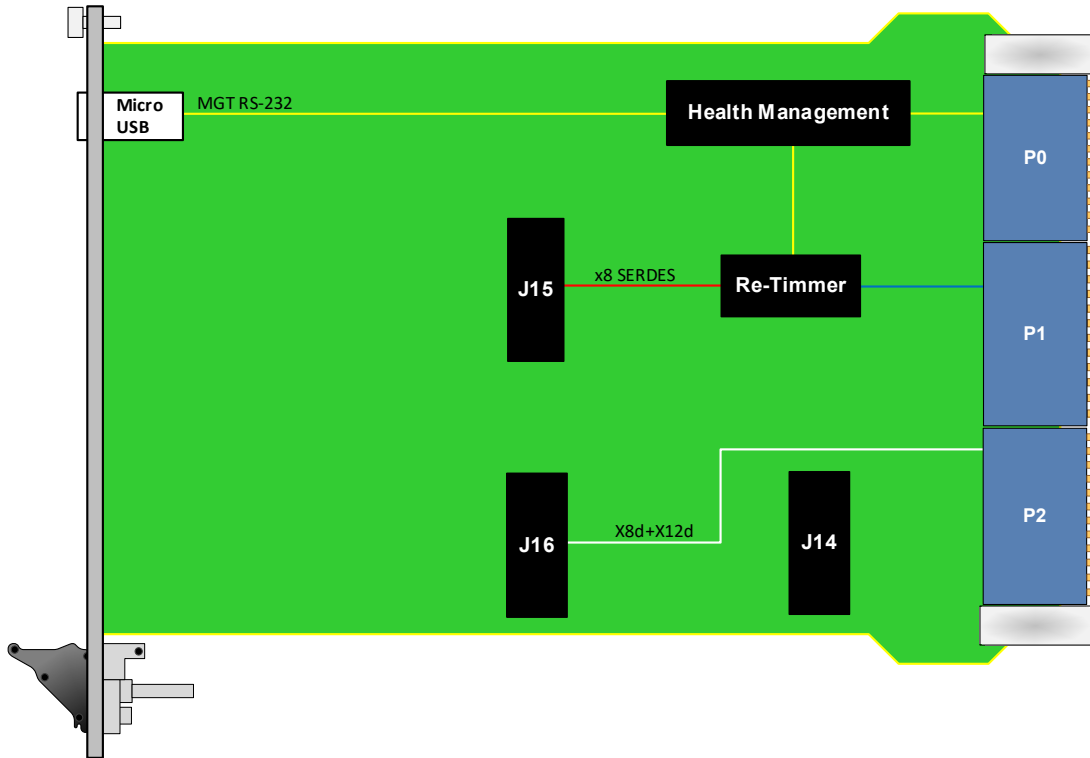


Figure 4: VPX102 Functional Block Diagram, Option C=2
(3U Carrier X8d+X12d Mapping)

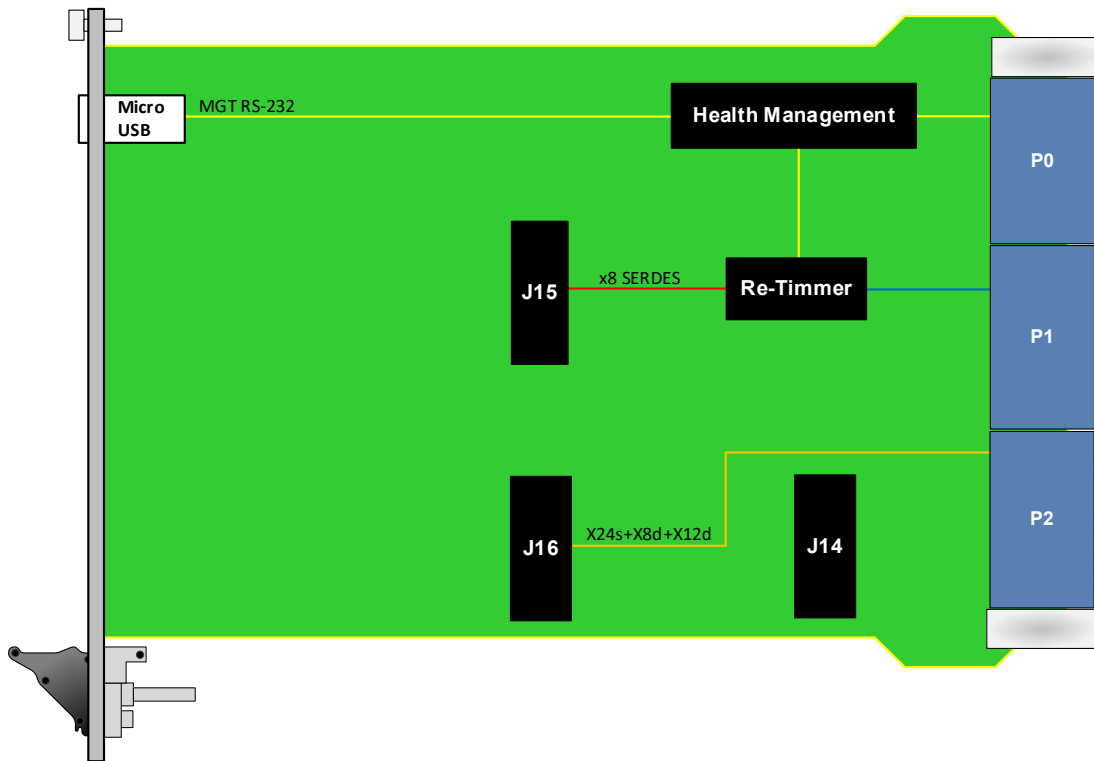


Figure 5: VPX102 Functional Block Diagram, Option C=3
(3U Carrier X24s+X8d+X12d Mapping)

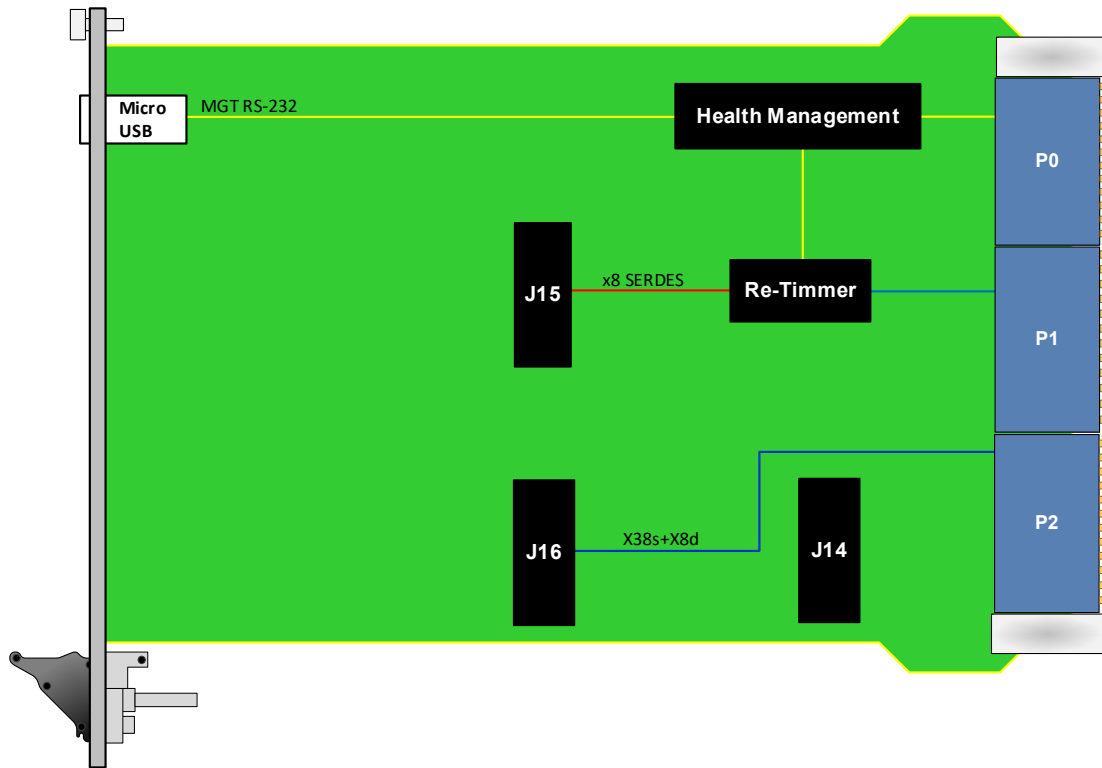


Figure 6: VPX102 Functional Block Diagram, Option C=4
(3U Carrier X38s+X8d Mapping)

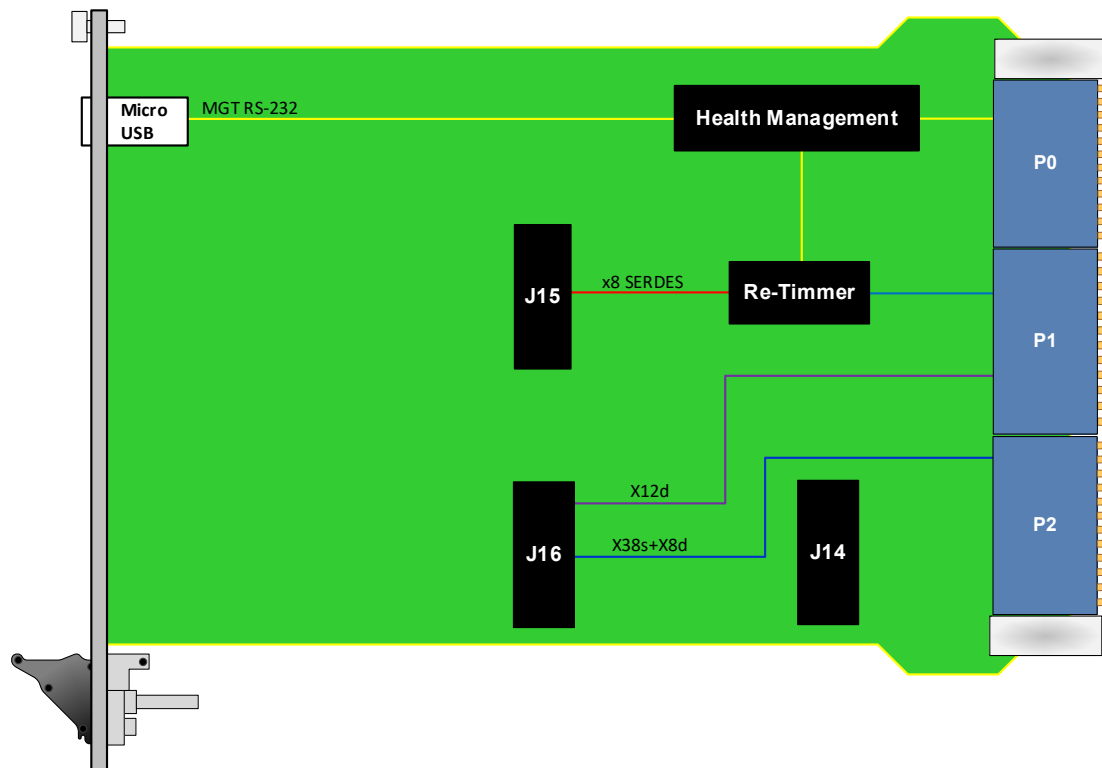


Figure 7: VPX102 Functional Block Diagram, Option C=5
(3U Carrier X12d+X38s+X8d Mapping)

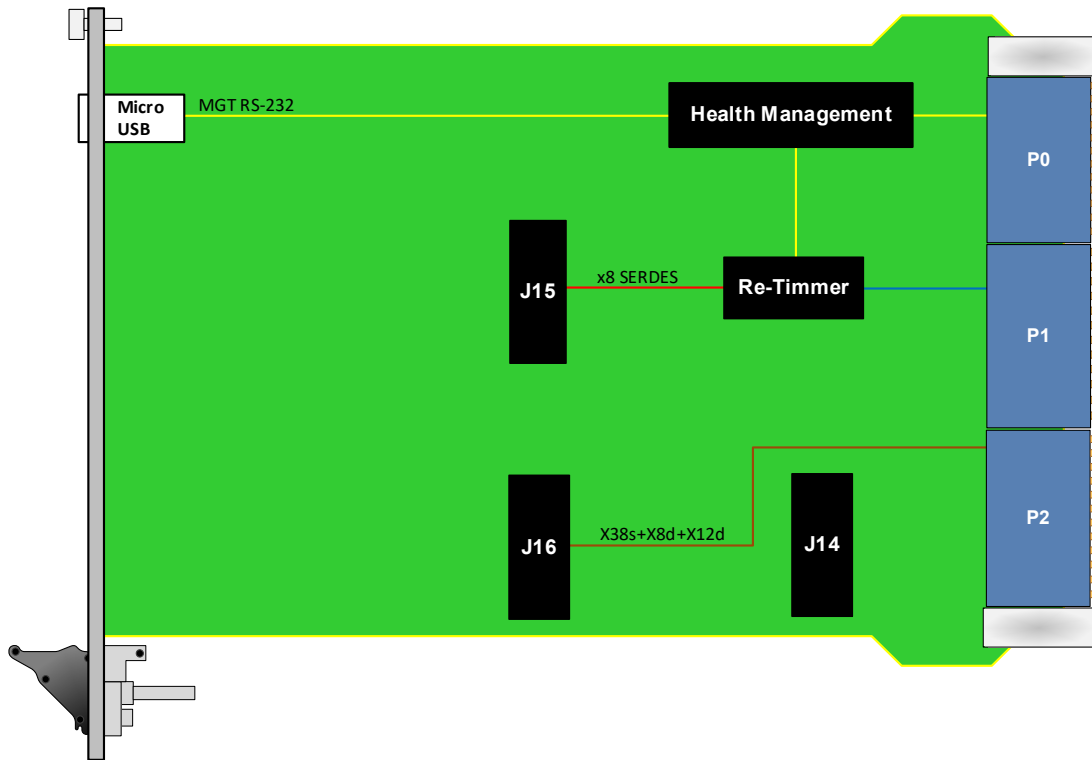


Figure 8: VPX102 Functional Block Diagram, Option C=6
(3U Carrier X38s+X8d+X12d Mapping)

Specifications

Architecture		
Physical	Dimensions	3U, 1" pitch
Standards		
VPX	Type	VITA 46.x
VPX	Type	VITA 65 OpenVPX
Module Management	IPMI	IPMI v2.0
Configuration		
Power	VPX102	XMC module dependent (re-timer, etc. 1W)
Front Panel		XMC
	Micro USB	RS-232 for Health Management
	LEDs	User defined by Health Management
Onboard Interfaces		XMC site
VPX Interfaces	Slot Profiles	See Ordering Options
	Rear IO	Defined by VITA 46.9 profile
	Power Supplies	From P0
Other		
MTBF		MIL Hand book 217-F@ TBD hrs
Certifications		Designed to meet FCC, CE and UL certifications, where applicable
Standards		VadaTech is certified to both the ISO9001:2015 and AS9100D standards
Warranty		Two (2) years, see VadaTech Terms and Conditions

INTEGRATION SERVICES AND APPLICATION-READY PLATFORMS

VadaTech has a full ecosystem of OpenVPX, ATCA and MTCA products including chassis platforms, shelf managers, AMC modules, Switch and Payload Boards, Rear Transition Modules (RTMs), Power Modules, and more. The company also offers integration services as well as pre-configured Application-Ready Platforms. Please contact VadaTech Sales for more information.

Ordering Options

VPX102 – ABC-DE0-0HJ

A = XMC VPWR* 0 = +12V 1 = +5V	D = VITA 46.9 Pin field 0 = P2w1-P64s 1 = P1w9-X12d+P2w1-P64s 2 = P2w7-X8d+X12d 3 = P2w1-X24s+X8d+X12d 4 = P2w3-X38s+X8d 5 = P1w9-X12d+P2w3-X38s+X8d 6 = P1w13-X38s+X8d+X12d 7 = Reserved 8 = Reserved	G = Applicable Slot Profile 0 = 5 HP, VITA 48.1 1 = Reserved
B = XMC Fabric 0 = PCIe 1 = Non-PCIe based	E = XMC Connector 0 = VITA 42 1 = VITA 61	H = Environmental See Environmental Specification
C = VPX Connector Type 0 = Standard 50u Gold Rugged 1 = KVPX Connectors		J = Conformal Coating 0 = No coating 1 = Humiseal 1A33 Polyurethane 2 = Humiseal 1B31 Acrylic

Notes:

*Per VITA specification the XMC VPWR can be powered from +5V or +12V. Please consult the XMC module that will be used.

Environmental Specification

Option H	Air Cooled			Conduction Cooled		
	H = 0	H = 1	H = 2	H = 3	H = 4	
Operating Temperature	AC1* (0°C to +55°C)	AC3* (-40°C to +70°C)	CC1* (0°C to +55°C)	CC3* (-40°C to +70°C)	CC4* (-40°C to +85°C)	
Storage Temperature	C1* (-40°C to +85°C)	C3* (-50°C to +100°C)	C1* (-40°C to +85°C)	C3* (-50°C to +100°C)	C3* (-50°C to +100°C)	
Operating Vibration	V2* (0.04 g2/Hz max)	V2* (0.04 g2/Hz max)	V3* (0.1 g2/Hz max)	V3* (0.1 g2/Hz max)	V3 (0.1 g2/Hz max)	
Storage Vibration	OS1* (20g)	OS1* (20g)	OS2* (40g)	OS2* (40g)	OS2* (40g)	
Humidity	95% non-condensing	95% non-condensing	95% non-condensing	95% non-condensing	95% non-condensing	

Notes:

*Nomenclature per ANSI/VITA 47. Contact local sales office for conduction cooled (H = 2, 3, 4).

Related Products

VPX516



- 3U FPGA carrier for FPGA Mezzanine Card (FMC) per VITA 46 and VITA 57
- Xilinx Virtex-7 690T FPGA in FFG-1761 package
- High-performance clock jitter cleaner

VPX592



- 3U FPGA carrier for FMC per VITA 46 and VITA 57
- Xilinx Kintex UltraScale™ XCKU115 FPGA
- High-performance clock jitter cleaner

VPX599



- Xilinx Kintex UltraScale™ XCKU115 FPGA
- Dual ADC 12-bit @ 6.4 GSPS
- Dual DAC 16-bit @ 12 GSPS (AD9162 or AD9164)

Contact

VadaTech Corporate Office

198 N. Gibson Road, Henderson, NV 89014

Phone: +1 702 896-3337 | Fax: +1 702 896-0332

Asia Pacific Sales Office

7 Floor, No. 2, Wenhui Street, Neihu District, Taipei 114, Taiwan

Phone: +886-2-2627-7655 | Fax: +886-2-2627-7792

VadaTech European Sales Office

VadaTech House, Bulls Copse Road, Southampton, SO40 9LR

Phone: +44 2380 016403

info@vadatech.com | www.vadatech.com

Choose VadaTech

We are technology leaders

- First-to-market silicon
- Constant innovation
- Open systems expertise

We commit to our customers

- Partnerships power innovation
- Collaborative approach
- Mutual success

We deliver complexity

- Complete signal chain
- System management
- Configurable solutions

We manufacture in-house

- Agile production
- Accelerated deployment
- AS9100 accredited



vadatech
THE POWER OF VISION

Trademarks and Disclaimer

The VadaTech logo is a registered trademark of VadaTech, Inc. Other registered trademarks are the property of their respective owners. AdvancedTCA™ and the AdvancedMC™ logo are trademarks of the PCI Industrial Computers Manufacturers Group. All rights reserved. Specification subject to change without notice.

© 2020 VadaTech Incorporated. All rights reserved.
DOC NO. 4FM737-12 REV 01 | VERSION 1.6 – JUL/21