

# VPX516

## FPGA FMC Carrier, Xilinx Virtex-7, 3U VPX



VPX516



Conduction Cooled

## Key Features

- 3U FPGA carrier for FPGA Mezzanine Card (FMC) per VITA 46 and VITA 57
- Xilinx Virtex-7 690T FPGA in FFG-1761 package
- High-performance clock jitter cleaner
- VHDL reference design with source code
- Protocols such as PCIe, SRIO, 10GbE/40GbE, etc. are FPGA programmable
- Compatible with VadaTech and 3rd party FMCs
- 2.5 GB of DDR3 Memory
- Health Management through dedicated Processor

## Benefits

- Reference design with VHDL source code speeds application development
- Electrical, mechanical, software, and system-level expertise in house
- Full system supply from industry leader
- AS9100 and ISO9001 certified company

OpenVPX™



vadatech  
THE POWER OF VISION



# VPX516

The VPX516 is a FPGA Carrier (VITA 46) with an FMC (VITA 57) interface. The unit has an onboard, re-configurable FPGA which interfaces directly to the FMC DP0-9 and all FMC LA/HA/HB pairs. The FPGA has interface to two DDR3 memory channels (64-bit wide and 16-bit wide). This allows for large buffer sizes to be stored during processing as well as for queuing the data to the host. The 64-bit wide bank is 2 GB and the 16-bit wide bank is 512 MB.

The module supports dual GbE and, dependent on FPGA code loaded, PCIe up to Gen3 (dual x4 or x8 lane), or dual SRIO, 10GbE or 40GbE on P1. In addition, from the FPGA going to the P1 there are dual GTX that could be used as SATA or any other protocols. Additional x4 lanes are brought out to P2 for direct FPGA-to-FPGA connection using lightweight protocols such as Aurora (backplane dependent).

The VPX516 provide health management through the dedicated management processor (including temp, voltage, FRU info, etc.).

The unit is available in a range of temperature and shock/vib specifications per ANSI/VITA 47, up to V3 and OS2.

Please contact VadaTech for details of Conduction Cooled versions.



Figure 1: VPX516 Air Cooled



Figure 2: VPX516 Conduction Cooled

# Block Diagram

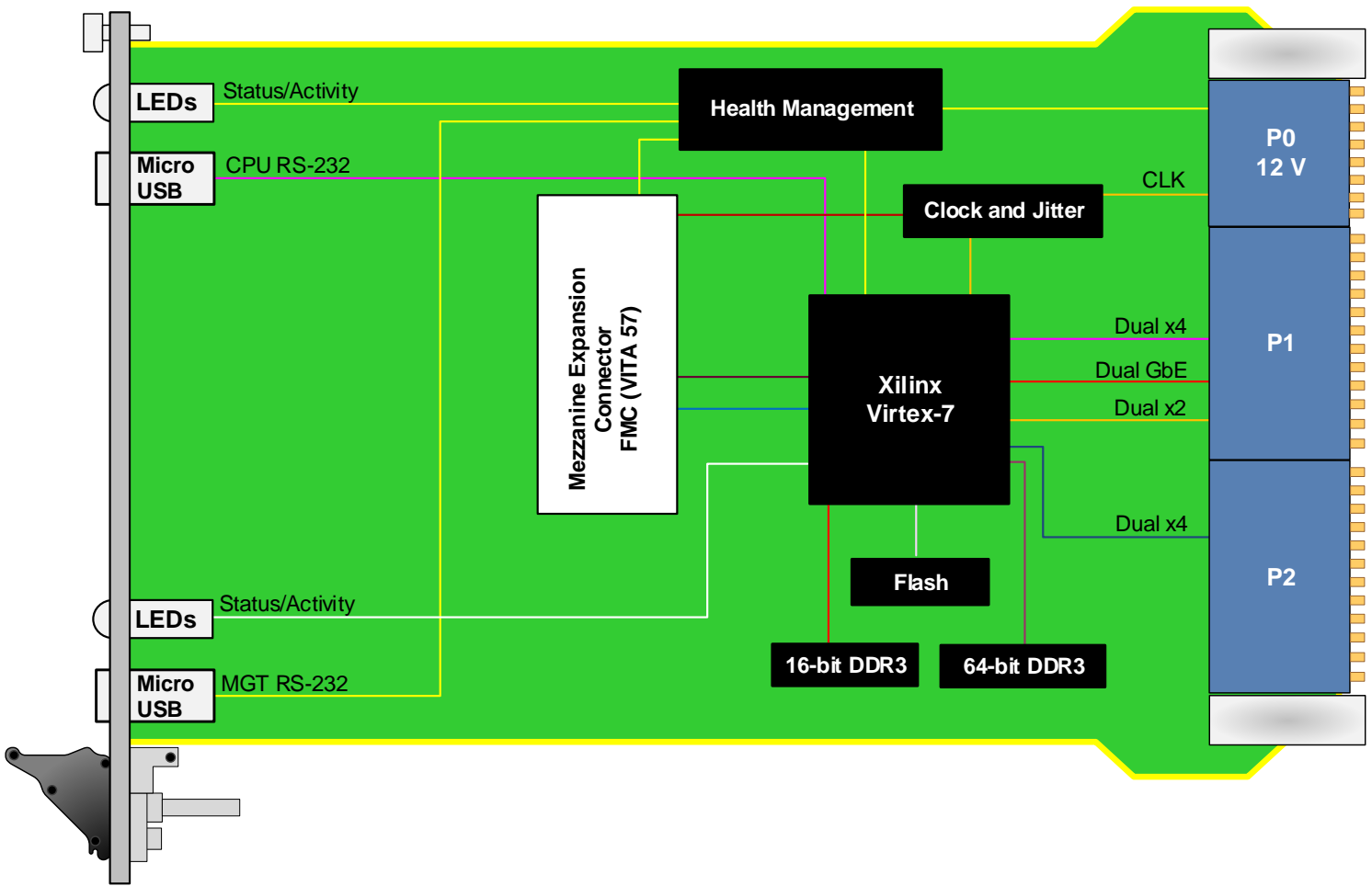


Figure 3: VPX516 Functional Block Diagram

# Front panel

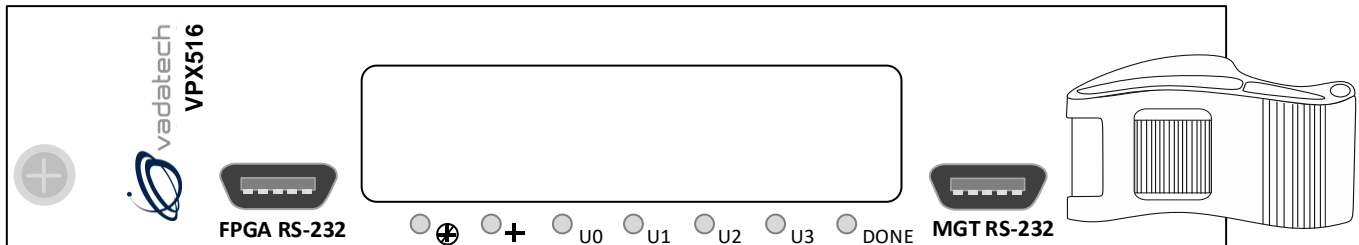


Figure 4: VPX516 Front Panel

# Backplane Pinout

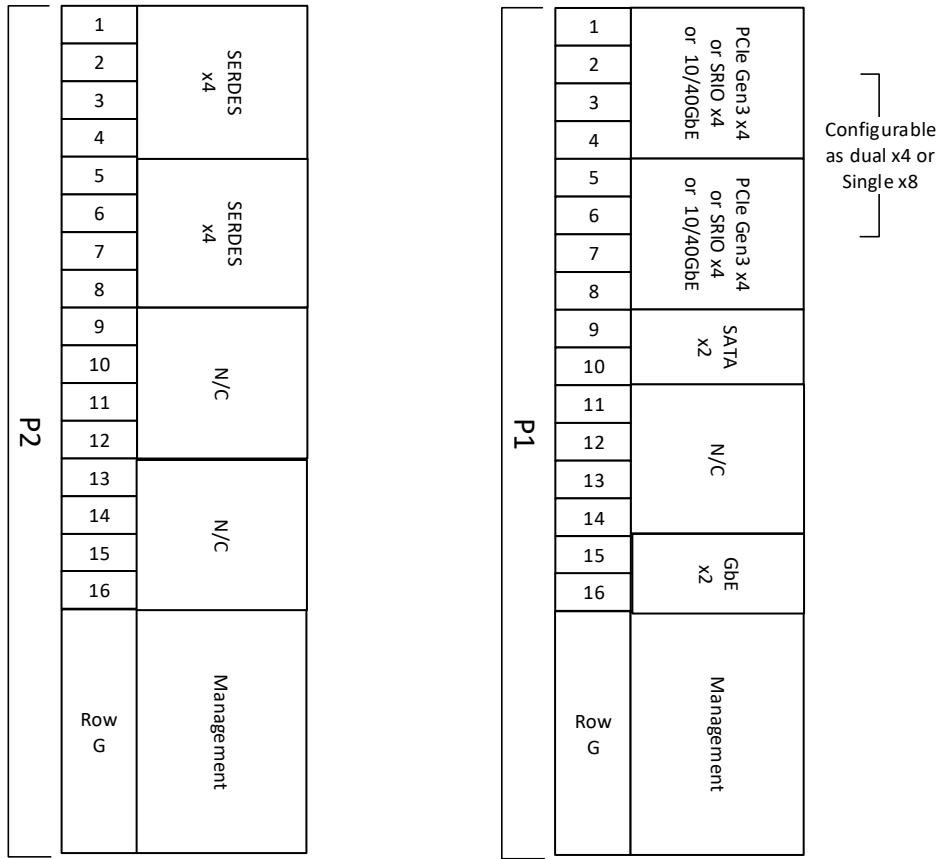


Figure 5: VPX516 Backplane Pinout

# Reference Design

VadaTech provides an extensive range of Xilinx based FPGA products. The FPGA products are in two categories; FPGA boards with FMC carriers and FPGA products with high speed ADC and DACs. The FPGA products are designed in various architectures such as AMC modules, PCIe cards and Open VPX.

VadaTech provides a reference design implementation for our FPGAs complete with VHDL source code, documentation and configuration binaries. The reference design focuses on the I/O ring of the FPGA to demonstrate low-level operation of the interconnections between the FPGA and other circuits on the board and/or backplane. It is designed to prove out the hardware for early prototyping, engineering/factory diagnostics and customer acceptance of the hardware, but it does not strive to implement a particular end application. The reference VHDL reduces customer time to develop custom applications, as the code can be easily adapted to meet customer's application requirements.

The reference design allows you to test and validate the following functionality (where supported by the hardware):

- Base and Fabric channels
- Clocks
- Data transfers
- Memory
- User defined LEDs

Xilinx provides Vivado Design Suite for developing applications on Xilinx based FPGAs. VadaTech provides reference VHDL developed using the Vivado Design Suite for testing basic hardware functionality. The reference VHDL is provided royalty free to use and modify on VadaTech products, so can be used within applications at no additional cost. However, customers are restricted from redistributing the reference code and from use of this code for any other purpose (e.g. it should not be used on non-VadaTech hardware).

The reference VHDL is shipped in one or more files based on a number of ordering options. Not all ordering options have an impact on the FPGA and a new FPGA image is created for those options that have direct impact on the FPGA. Use the correct reference image to test your hardware. For more information, refer to the FPGA reference design manual for your device which can be accessed from the customer support site along with the reference images.

## Supported Software

- Default FPGA image stored in flash memory
- Linux BSP
- Build Scripts
- Device Driver
- Reference application projects for other ordering options

The user may need to develop their own FPGA code or adapt VadaTech reference code to meet their application requirements. The supplied pre-compiled images may make use of hardware evaluation licenses, where necessary, instead of full licenses. This is because VadaTech does not provide licenses for the Vivado tool or Xilinx IP cores, so please contact Xilinx where these are required.

Xilinx also provides System Generator tools for developing Digital Signal Processing (DSP) applications.

See the following links:

[Xilinx Vivado Design Suite](#), [Xilinx System Generator for DSP](#).

# Specifications

Architecture		
<b>Physical</b>	<b>Dimensions</b>	3U, 1" pitch
Configuration		
<b>Power</b>		~40W (dependent on FPGA load and FMC)
<b>Front Panel</b>	<b>FMC</b>	Single FMC slot
	<b>Micro USB</b>	RS-232 from FPGA and RS-232 from Health Management
	<b>LEDs</b>	User defined by the FPGA and Health Management
<b>VPX Interfaces</b>	<b>Slot Profiles</b>	See <a href="#">Ordering Options</a>
	<b>Rear IO</b>	Dual x4 fabric on P1 (PCIe Gen3/10GbE/40GbE/SRIO per FPGA load)
		Dual GbE on P1
<b>Power Supplies</b>	Dual x4 fabric on P2	
	On P0: VS1 = 12V	
		Aux voltage for the Management Processor
Other		
<b>MTBF</b>		MIL Hand book 217-F@ TBD hrs
<b>Certifications</b>		Designed to meet FCC, CE and UL certifications, where applicable
<b>Standards</b>		VadaTech is certified to both the ISO9001:2015 and AS9100D standards
<b>Warranty</b>		Two (2) years, see <a href="#">VadaTech Terms and Conditions</a>

## INTEGRATION SERVICES AND APPLICATION-READY PLATFORMS

VadaTech has a full ecosystem of OpenVPX, ATCA and MTCA products including chassis platforms, shelf managers, AMC modules, Switch and Payload Boards, Rear Transition Modules (RTMs), Power Modules, and more. The company also offers integration services as well as pre-configured Application-Ready Platforms. Please contact VadaTech Sales for more information.

# Ordering Options

## VPX516 – ABC-DEF-GHJ

<b>A = VPX Connector Type</b> 0 = Standard 50u Gold Rugged 1 = KVPX Connectors	<b>D = FPGA Speed</b> 0 = Reserved 1 = High 2 = Highest	<b>G = Applicable Slot Profiles</b> 0 = 5 HP
<b>B = Expansion Plane (P2)</b> 0 = Not routed 1 = Routed (x8 SERDES to the P2)	<b>E = Clock Holdover Stability</b> 0 = Standard (XO) 1 = Stratum-3 (TCXO)	<b>H = Environmental</b> See <a href="#">Environmental Specification</a>
<b>C = FPGA</b> 0 = Reserved 1 = Reserved 2 = XC7VX690T	<b>F = PCIe Option (P1) for Data Port 1/2</b> 0 = No PCIe 1 = PCIe/None 2 = None/PCIe 3 = PCIe/PCIe	<b>J = Conformal Coating</b> 0 = No coating 1 = Humiseal 1A33 Polyurethane 2 = Humiseal 1B31 Acrylic

For operational reasons VadaTech reserves the right to supply a higher speed FPGA device than specified on any particular order/delivery at no additional cost, unless the customer has entered into a Revision Lock agreement with respect to this product.

## Environmental Specification

Option H	Air Cooled			Conduction Cooled	
	H = 0	H = 1	H = 2	H = 3	H = 4
<b>Operating Temperature</b>	AC1* (0°C to +55°C)	AC3* (-40°C to +70°C)	CC1* (0°C to +55°C)	CC3* (-40°C to +70°C)	CC4* (-40°C to +85°C)
<b>Storage Temperature</b>	C1* (-40°C to +85°C)	C3* (-50°C to +100°C)	C1* (-40°C to +85°C)	C3* (-50°C to +100°C)	C3* (-50°C to +100°C)
<b>Operating Vibration</b>	V2* (0.04 g2/Hz max)	V2* (0.04 g2/Hz max)	V3* (0.1 g2/Hz max)	V3* (0.1 g2/Hz max)	V3 (0.1 g2/Hz max)
<b>Storage Vibration</b>	OS1* (20g)	OS1* (20g)	OS2* (40g)	OS2* (40g)	OS2* (40g)
<b>Humidity</b>	95% non-condensing	95% non-condensing	95% non-condensing	95% non-condensing	95% non-condensing

Notes: \*Nomenclature per ANSI/VITA 47. Contact local sales office for conduction cooled (H = 2, 3, 4).

## Related Products

FMC214



- Dual complete transceiver signal chain solution using Analog Devices AD9361 transceiver
- Frequency range 70 MHz to 6 GHz with instantaneous bandwidth from 200 kHz to 56 MHz
- MIMO transceiver is Time Domain Duplex (TDD) and Frequency Domain Duplex (FDD) compatible

FMC225



- FMC per VITA 57
- TI ADC12J4000 ADC
- Analog Devices AD9129 DAC

FMC226



- FMC per VITA 57
- Dual Texas Instruments ADC12J4000 ADC
- Supported by DAQ Series™ data acquisition software



# Contact

## VadaTech Corporate Office

198 N. Gibson Road, Henderson, NV 89014

Phone: +1 702 896-3337 | Fax: +1 702 896-0332

## Asia Pacific Sales Office

7 Floor, No. 2, Wenhua Street, Neihu District, Taipei 114, Taiwan

Phone: +886-2-2627-7655 | Fax: +886-2-2627-7792

## VadaTech European Sales Office

VadaTech House, Bulls Copse Road, Southampton, SO40 9LR

Phone: +44 2380 016403

info@vadatech.com | www.vadatech.com

# Choose VadaTech

## We are technology leaders

- First-to-market silicon
- Constant innovation
- Open systems expertise

## We commit to our customers

- Partnerships power innovation
- Collaborative approach
- Mutual success

## We deliver complexity

- Complete signal chain
- System management
- Configurable solutions

## We manufacture in-house

- Agile production
- Accelerated deployment
- AS9100 accredited



## Trademarks and Disclaimer

The VadaTech logo is a registered trademark of VadaTech, Inc. Other registered trademarks are the property of their respective owners. AdvancedTCA™ and the AdvancedMC™ logo are trademarks of the PCI Industrial Computers Manufacturers Group. All rights reserved. Specification subject to change without notice.

© 2019 VadaTech Incorporated. All rights reserved.

DOC NO. 4FM737-12 REV 01 | VERSION 2.8 – AUG/20



**vadatech**  
THE POWER OF VISION