

VT969

6U Ruggedized MicroTCA Chassis, 12 AMCs



VT969

Key Features

- MTCA System Platform 19" x 6U x 13.64" deep (excluding panel connectors and handles)
- Full redundancy with dual MicroTCA Carrier Hub (MCH), dual Cooling Units and dual Power Modules
- Up to 12 AMCs: four full-size and eight mid-size or 10 full-size AMCs
- Dual star topology
- Front to back cooling

Benefits

- Maintainability with dual replaceable fan trays incorporated to provide front-to-back air cooling and replaceable air dust filter
- System health monitoring status with alarm and activity LED indicators in the front.
- Ease of integration with option for heavy duty sliding rails designed for 19" rack mount capability and rear cabling.
- Electrical, mechanical, software, and system-level expertise in house
- Full system supply from industry leader
- AS9100 and ISO9001 certified company



vadatech
THE POWER OF VISION

μTCA[®]



VT969

The VT969 is a 6U MTCA chassis that provides six full-size and six mid-size AMC slots that can accept AMC.1, AMC.2, AMC.3 and/or AMC.4. All connectors are located on the rear panel to make room for internal cabling and ease the integration of the 19" rack cabinet.

The front panel incorporates a removable maintenance panel for system debugging via dual RJ-45 connectors allowing network or serial access to the health management or data processing modules.

The chassis has a choice of two backplane configurations. Either 12 slots (4 full-size and 8 mid-size) or 10 slots (10 full-size). Each AMC slot receives 5 clocks (FCLKA, TCLKA, TCLKB, TCLKC and TCLKD). For other backplane configurations please contact VadaTech Sales.

Dual JTAG switch module allow to access in parallel two FPGA modules installed in the chassis simultaneously.

The VT969 has full redundancy and is capable of having redundant MCH, Power Modules and Cooling Units for high availability.

The rear panel accommodates MIL-STD-38999 I/O connectors and may be customized to meet each customer's unique requirements



Figure 1: VT969 with Sliding Rails

Rugged Architecture for Dual Use

The VT969 is designed for use in both commercial or industrial environment. The outer casing is produced from machined aluminum and incorporates best design practices to minimize EMI leakage.

All Front Panel/AMC Module attachment cables can be secured by ties to a central cable guide rail. During lower fan tray and/or module(s) replacement, remove the cable guide rail (thumb screws) to loosen the internal cable/connector harness.

Heavy duty sliding rails can be used to fix the chassis to a 19" cabinet. Contact VadaTech for the selection of sliding rails.

Use of MTCA.1 front panel allow to each module to be tightened to the chassis internal frame.



Figure 2: VT969 Chassis Top View (without Cover) - Dual Power Modules and Dual MCH

Power Supplies

The VT969 has two single-width 6 HP slots to accept standard MicroTCA power modules.

Cooling and Temperature Sensors

The VT969 has dual intelligent Cooling Units. This redundancy allows fail-safe operation in case one of the cooling units becomes non-operational. The cooling airflow is from front to back. The removable Air Filter has a switch to detect its presence and can be monitored for when it needs to be replaced. Embedded temperature sensors monitor the intake and the outtake air temperature throughout the unit.

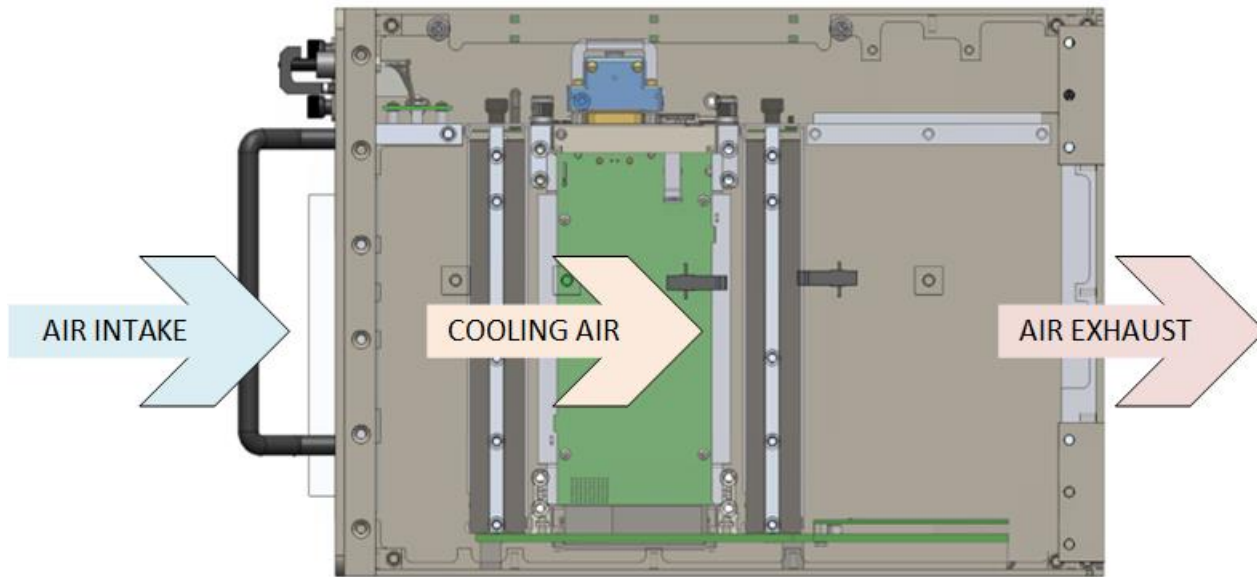


Figure 3: VT969 Airflow

No Active Components

Unlike other MTCA chassis on the market, the VT969 has no active components on its backplane and JTAG switch modules are located on separate daughter cards making maintenance and servicing tasks more straightforward.

Scorpionware™ Software

VadaTech's Scorpionware software can be used to access information about the current state of the Shelf or the Carrier, obtain information such as the FRU population, or monitor alarms, power management, current sensor values, and the overall health of the Shelf. The software GUI is very powerful, providing a Virtual Carrier and FRU construct for a simple, effective interface.

Chassis Layout




Figure 4: VT969 Front View (LED marking shown as example, contact Sales for more information)




Figure 5: VT969 Rear View (I/O Connectors shown as example, contact Sales for more information)

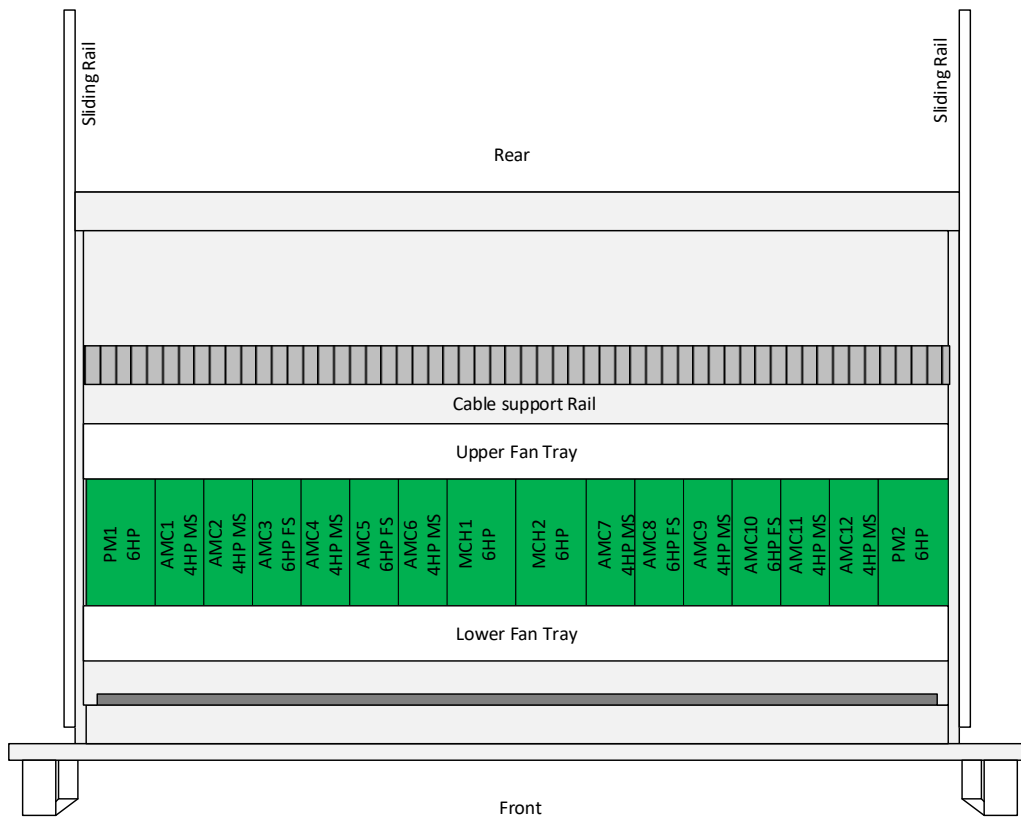


Figure 6: VT969 Slot Profile (Top View)



Figure 7: VT969 Front Side View



Figure 8: VT969 Rear Side View



Figure 9: VT969 Front View



Figure 10: VT969 Rear View

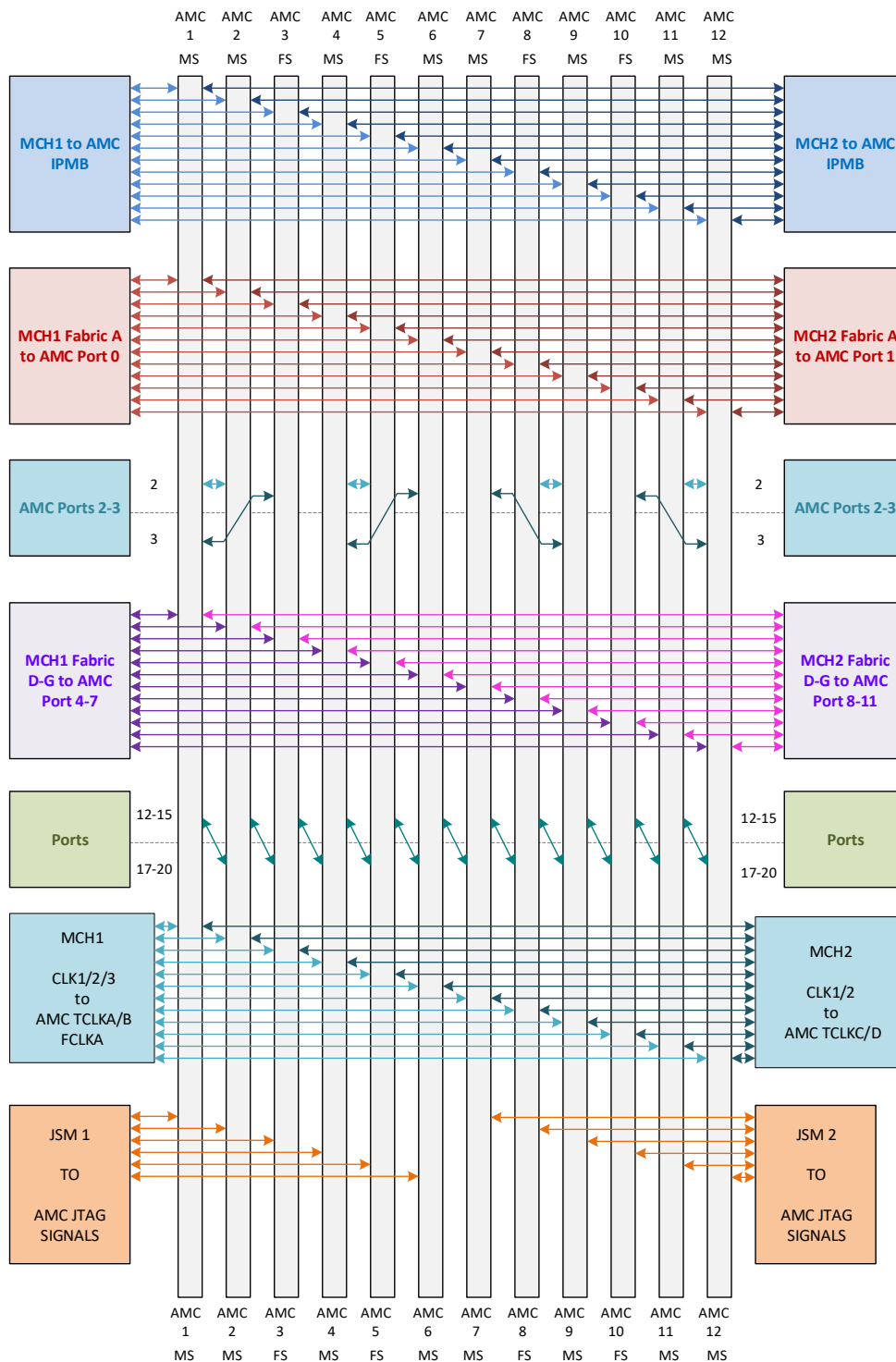


Figure 11: VT969 Front Side View with no Rail



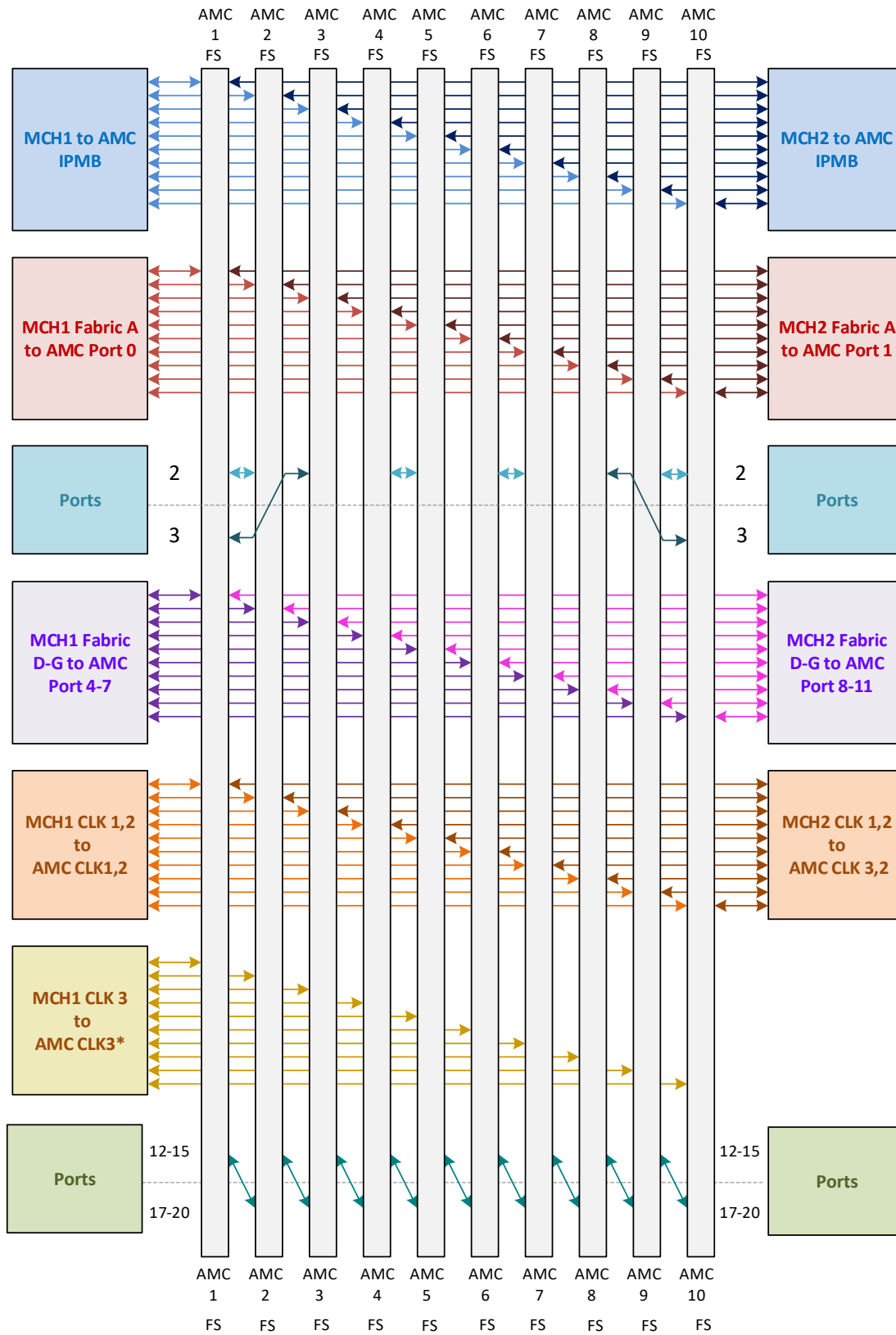
Figure 12: VT969 Rear Side View with no Rail

Backplane Connections



*Fabric B is partially routed when CLK3 is utilized.
 **FS=Full-size, MS= Mid-size

Figure 13: 12 Slots with Dual JSM (A=4)



*CLK3 can run as Fabric Clock (i.e. PCIe clock)
 **FS=Full-size

Figure 14: 10 Slots without JSM (A=1)

Specifications

Architecture		
Physical	Dimensions	Height: 6U
		Width: 19"
		Depth 13.64" deep (without handles and connectors)
Type	MTCA Chassis	12 AMC.0: 8 Mid-size and 4 Full-size slots or 10 Full-size
Standards		
AMC	Type	AMC.0, AMC.1, AMC.2, AMC.3 and AMC.4
MTCA	Type	PICMG 3.0 Rev 2.0
Module Management	IPMI	v2.0
Configuration		
Power	VT969	Power Module dependent
		DC Input from 18-36V, 10-36V or -36 to -75V (Power Module dependent)
Environmental	Temperature	See Ordering Options
		Storage Temperature: -40° to +85°C
	Altitude	10,000 ft operating
		40,000 ft non-operating
	Vibration	8G random operating (contact Sales for other requirements)
	Shock	20G/11ms operating (contact Sales for other requirements)
Relative Humidity	5 to 95% non-condensing	
Front Panel	Interface Connectors	Contact Sales
	LEDs	Power and Activity/Fault/Ready
Software Support	Operating System	Agnostic
Other		
MTBF	MIL Hand book 217-F@ TBD hrs	
Certifications	Designed to meet FCC, CE and UL certifications, where applicable	
Standards	VadaTech is certified to both the ISO9001:2015 and AS9100D standards	
Warranty	Two (2) year, see VadaTech Terms and Conditions	

INTEGRATION SERVICES AND APPLICATION-READY PLATFORMS

VadaTech has a full ecosystem of OpenVPX, ATCA and MTCA products including chassis platforms, shelf managers, AMC modules, Switch and Payload Boards, Rear Transition Modules (RTMs), Power Modules, and more. The company also offers integration services as well as pre-configured Application-Ready Platforms. Please contact VadaTech Sales for more information.

Ordering Options

VT969 – ABC-000-0HJ

A = Backplane*		
0 = Reserved 1 = 10 slots without JSM 2 = Reserved 3 = Reserved 4 = 12 slots with dual JSM		
B = Port 2 and 3		H = Temperature Range
1 = Direct connections 2 = To MCH		0 = Commercial 1 = Industrial
C = MCH CLK3 Channels		J = Conformal Coating
1 = Telco 2 = FCLKA 3 = Fabric B		0 = No coating 1 = Humiseal 1A33 Polyurethane 2 = Humiseal 1B31 Acrylic

Notes:

*For other backplane configuration please contact VadaTech Sales.

Related Products

AMC597



- Xilinx UltraScale™ XCKU115 FPGA
- Octo complete transceiver signal chain solution
- Based on quad Analog Devices AD9371

UTC020



- Single module, full-size per AMC.0
- Dual -36V DC to -75V DC input, 936W (available in 468W)
- Hot swappable with support for power module redundancy

UTC042



- MTCA.1 ruggedization
- Unified 1 GHz quad-core CPU for MicroTCA Carrier Management Controller (MCMC), Shelf Manager, Clocking, and Fabric management
- Automatic fail-over with redundant UTC042s

Contact

VadaTech Corporate Office

198 N. Gibson Road, Henderson, NV 89014

Phone: +1 702 896-3337 | Fax: +1 702 896-0332

Asia Pacific Sales Office

7 Floor, No. 2, Wenhua Street, Neihu District, Taipei 114, Taiwan

Phone: +886-2-2627-7655 | Fax: +886-2-2627-7792

VadaTech European Sales Office

VadaTech House, Bulls Copse Road, Southampton, SO40 9LR

Phone: +44 2380 016403

info@vadatech.com | www.vadatech.com

Choose VadaTech

We are technology leaders

- First-to-market silicon
- Constant innovation
- Open systems expertise

We commit to our customers

- Partnerships power innovation
- Collaborative approach
- Mutual success

We deliver complexity

- Complete signal chain
- System management
- Configurable solutions

We manufacture in-house

- Agile production
- Accelerated deployment
- AS9100 accredited



vadatech
THE POWER OF VISION

Trademarks and Disclaimer

The VadaTech logo is a registered trademark of VadaTech, Inc. Other registered trademarks are the property of their respective owners. AdvancedTCA™ and the AdvancedMC™ logo are trademarks of the PCI Industrial Computers Manufacturers Group. All rights reserved. Specification subject to change without notice.

© 2020 VadaTech Incorporated. All rights reserved.
DOC NO. 4FM737-12 REV 01 | VERSION 1.1 – MAR/24