

# VTX662

## 8U VPX Chassis, Dual Six 3U Slots with RTM Support



VTX662

## Key Features

- 8U Open VPX rackmount system platform
- Total of 12 slots divvied among two-half of the chassis for full redundancy
- Dual Dedicated Switch/management slots
- Up to Dual five 3U VPX payload slots
- Compatible with 0.8-inch, 0.85-inch and 1.0-inch modules
- Option for conduction cool modules per VITA 48
- Support for Rear Transition Modules (RTMs)
- Dual redundant cooling in push/pull front-to-back airflow configuration per each half of the chassis
- Optional Dual JTAG Switch Module (JSM)

## Benefits

- Up to four 800W AC Power Input
- Electrical, mechanical, software, and system-level expertise in house
- Full system supply from industry leader
- AS9100 and ISO9001 certified company

OpenVPX™



**vadatech**  
THE POWER OF VISION



# VTX662

The VTX662 is an 8U VPX chassis with a dual six 3U VPX slots. The chassis can accept 0.8-inch, 0.85-inch and 1.0-inch pitch modules and is ideal for commercial deployment. The chassis has no single point of failure and when loaded with identical modules on each half of the chassis, the payload will be fully redundant. **The VTX662 has option for conduction cool modules per VITA 48 specification.**

## Power Supplies

The VTX662 has up to four AC input power supplies to provide 800W in redundant configuration (1+1) or 1600W total per each half of the chassis. The chassis supplies 110W/slot and AC input is universal. The power supplies are hot swappable and there are total of four in the system (two for each half of the chassis).

## Cooling and Temperature Sensors

The VTX662 is designed to meet the ANSI/VITA 65 standard. It provides dual redundant front to back push/pull cooling to the VPX payload and RTM slots. There are four fan trays in the front and four fan trays in the back of the chassis. The Fan trays are removable.

## Backplane

The backplane provides dual five 3U VPX payload slots each in a star topology on the data port, fully compliant to VITA 46.0 baseline specification with additional support to the RTMs, compliant to VITA 46.10 and OpenVPX VITA65.

## JSM

There are two JSM slots to provide JTAG access to the front (1 JSM for each group of 5 payloads slots).



Figure 1: VTX662 Front View



Figure 2: VTX662 Rear View

# Backplane Connection

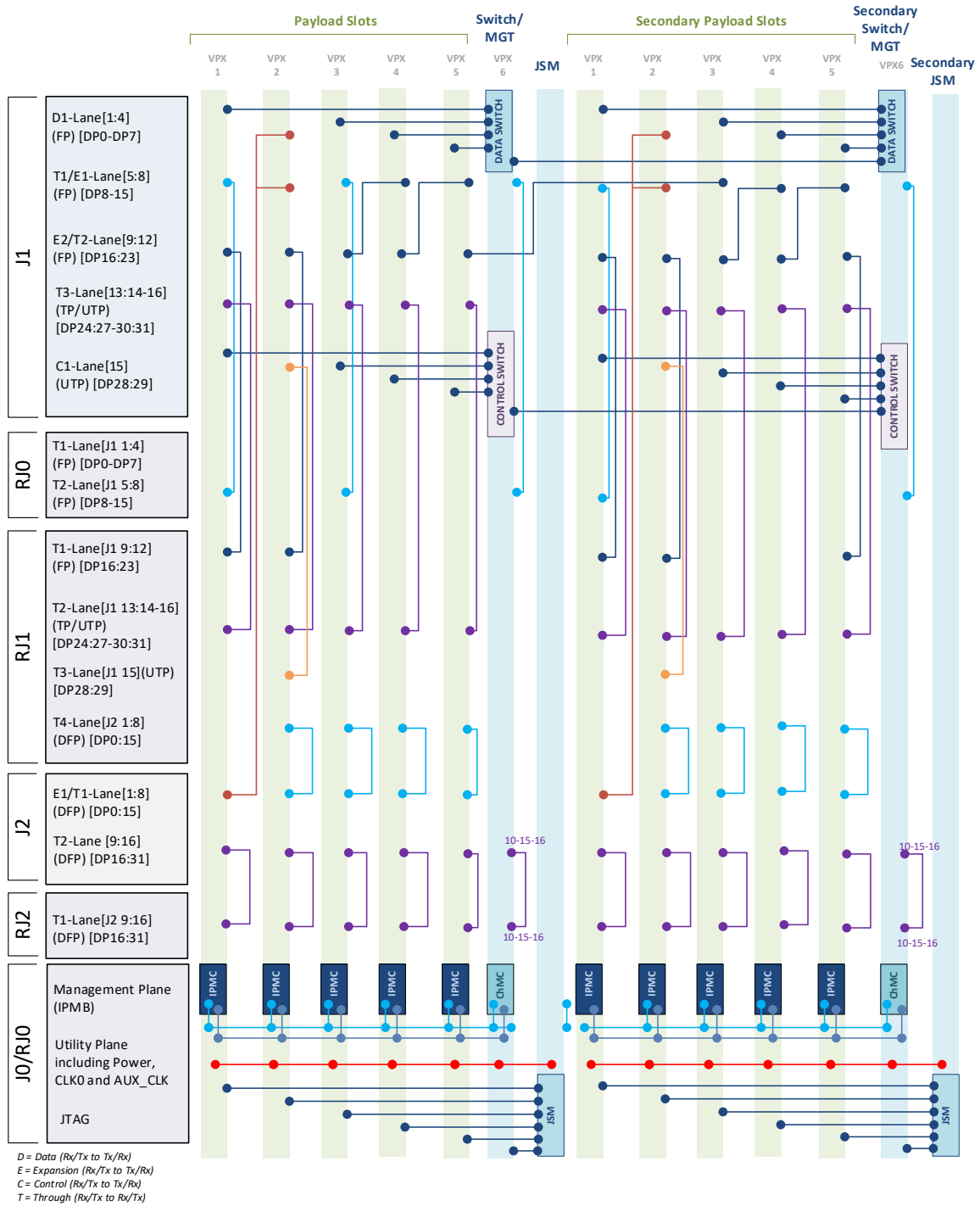


Figure 3: VTX662 Backplane Connections B=0

The initial offering on VTX662 is based on a dual backplane routing as shown above. VadaTech can also design additional VITA standard backplane profiles for customer specific applications. Please contact your local sales team for more information.

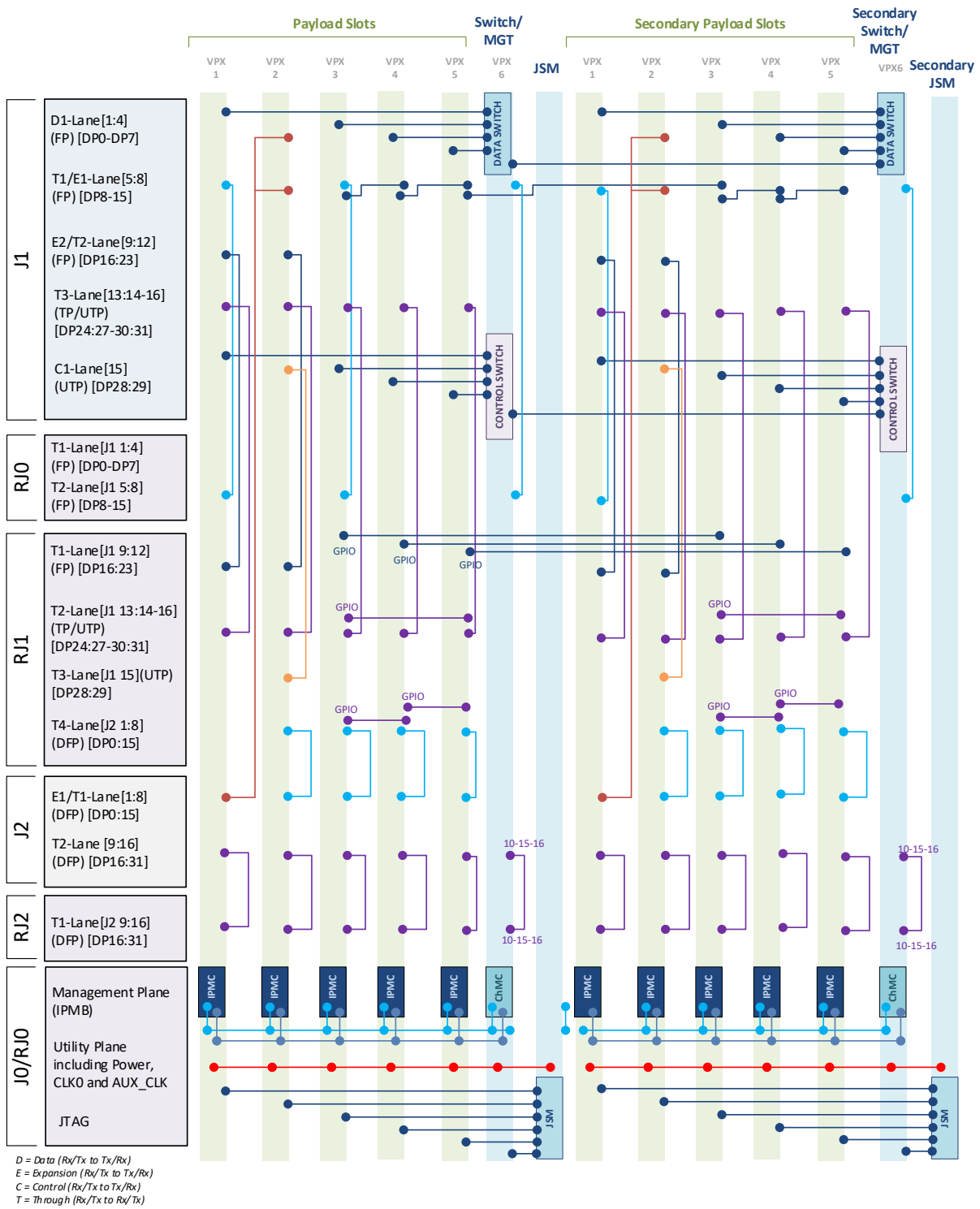


Figure 3A: VTX662 Backplane Connections B=1

# Chassis Layout




Figure 4: VTX662 Chassis Layout – Front




Figure 5: VTX662 Chassis Layout – Rear

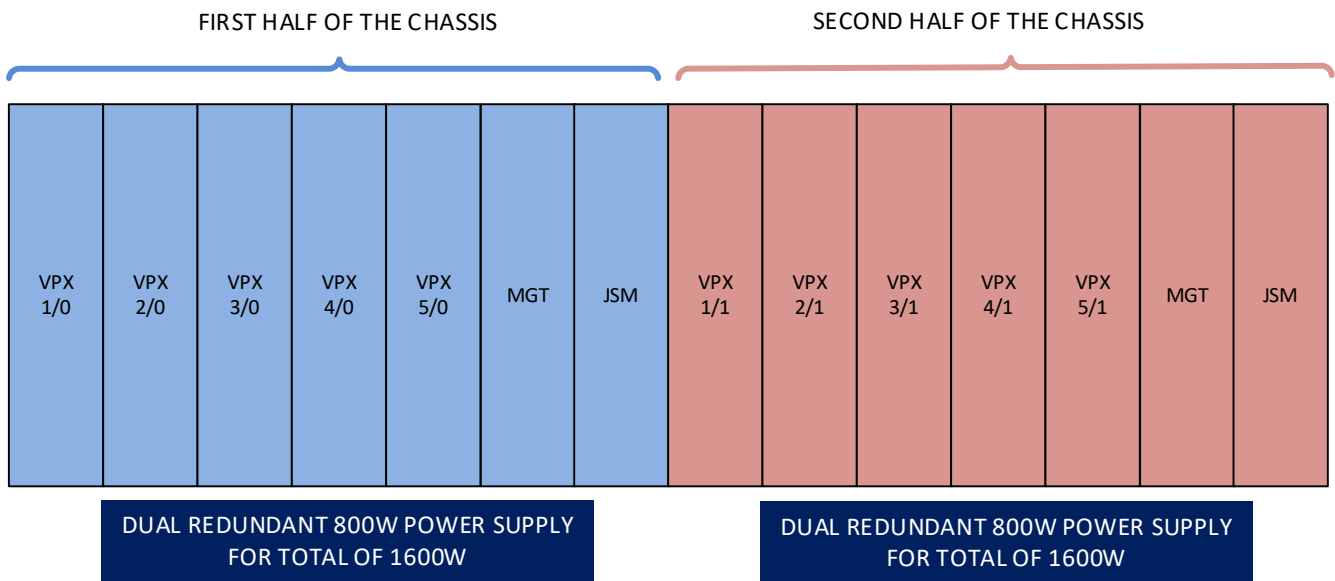


Figure 6: VTX662 Chassis Slots

# Specifications

Architecture		
Physical	Dimensions	Height: 8U
		Width: 19"
		Depth: 12.5"
		Weight: TBD
Type	VPX Shelf	Dual Five Payload Slots up to 1.0" pitch w/ dual dedicated Switch/management/JSM slots
Standards		
VPX	Type	VITA-46.0 Baseline Specification
Configuration		
Power	VTX662	4 x 800W AC input with redundancy configuration capability (1+1)
Environmental		See <a href="#">Ordering Options</a>
Cooling		Front to Back (dual push/pull)
Other		
MTBF		MIL Hand book 217-F@ TBD hrs
Certifications		Designed to meet FCC, CE and UL certifications, where applicable
Standards		VadaTech is certified to both the ISO9001:2015 and AS9100D standards
Warranty		One (1) year, see <a href="#">VadaTech Terms and Conditions</a>

OpenVPX allows for a wide range of pin assignments and use cases. Prior to purchasing VadaTech products as standalone items (i.e., not part of an integrated platform) please consult with VadaTech on the system architecture to ensure compatibility.

## INTEGRATION SERVICES AND APPLICATION-READY PLATFORMS

VadaTech has a full ecosystem of OpenVPX, ATCA and MTCA products including chassis platforms, shelf managers, AMC modules, Switch and Payload Boards, Rear Transition Modules (RTMs), Power Modules, and more. The company also offers integration services as well as pre-configured Application-Ready Platforms. Please contact VadaTech Sales for more information.

# Ordering Options

## VTX662 – ABC-DE0-0HJ

<b>A = Power Supply</b> 0 = Reserved 1 = Single AC (800W) for each half 2 = Dual AC (1+1, 1600W) for each half 3 = Reserved 4 = Reserved 5 = Reserved	<b>D = JSM</b> 0 = No JSM 1 = JSM (Dual)	
<b>B = Backplane routing</b> 0 = Figure 3 1 = Figure 3A 2 = Reserved 4 = Reserved	<b>E = Card Guide Type*</b> 0 = Air Cool 1 = Conduction Cool (VITA 48) 2 = Reserved	<b>H = Environmental</b> See <a href="#">Environmental Specification</a>
<b>C = VPX Connector Type</b> 0 = Standard 50u Gold Rugged 1 = KVPX Connectors		<b>J = Conformal Coating</b> 0 = No coating 1 = Humiseal 1A33 polyurethane 2 = Humiseal 1B31 acrylic

Notes: \*Applies only to VPX module, RTM card guide is always standard/air-cooled

### Environmental Specification\*

Option H	H = 0	H = 1
Operating Temperature	AC1* (-5°C to +55°C)	AC3* (-40°C to +70°C)
Storage Temperature	C1* (-40°C to +85°C)	C3* (-50°C to +100°C)
Operating Vibration	V2* (0.04 g2/Hz max)	V2* (0.04 g2/Hz max)
Storage Vibration	OS1* (20 g)	OS1* (20 g)
Humidity	95% non-condensing	95% non-condensing

**Notes:**

\*Please contact VadaTech Sales for other specification.

## Related Products

VPX518



- AMC FPGA carrier for FMC per VITA 57
- Xilinx Zynq-7000 FPGA in FFG-900 package (XC7Z100 or XC7Z045) with embedded ARM®
- Supported by DAQ Series™ data

VPX592



- 3U FPGA carrier for FPGA Mezzanine Card (FMC) per VITA 46 and VITA 57
- Xilinx Kintex UltraScale™ XCKU115 FPGA
- High-performance clock jitter cleaner

VPX599



- 3U FPGA Dual DAC and Dual ADC per VITA 46
- Xilinx Kintex UltraScale™ XCKU115 FPGA
- Dual ADC 12-bit @ 6.4 GSPS



# Contact

## VadaTech Corporate Office

198 N. Gibson Road, Henderson, NV 89014

Phone: +1 702 896-3337 | Fax: +1 702 896-0332

## Asia Pacific Sales Office

7 Floor, No. 2, Wenhua Street, Neihu District, Taipei 114, Taiwan

Phone: +886-2-2627-7655 | Fax: +886-2-2627-7792

## VadaTech European Sales Office

VadaTech House, Bulls Copse Road, Southampton, SO40 9LR

Phone: +44 2380 016403

[info@vadatech.com](mailto:info@vadatech.com) | [www.vadatech.com](http://www.vadatech.com)

# Choose VadaTech

## We are technology leaders

- First-to-market silicon
- Constant innovation
- Open systems expertise

## We commit to our customers

- Partnerships power innovation
- Collaborative approach
- Mutual success

## We deliver complexity

- Complete signal chain
- System management
- Configurable solutions

## We manufacture in-house

- Agile production
- Accelerated deployment
- AS9100 accredited



**vadatech**  
THE POWER OF VISION

## Trademarks and Disclaimer

The VadaTech logo is a registered trademark of VadaTech, Inc. Other registered trademarks are the property of their respective owners. AdvancedTCA™ and the AdvancedMC™ logo are trademarks of the PCI Industrial Computers Manufacturers Group. All rights reserved. Specification subject to change without notice.

© 2020 VadaTech Incorporated. All rights reserved.  
DOC NO. 4FM737-12 REV 01 | VERSION 1.5 – FEB/222