


# FMC250

FMC  
**FMC Dual ADC 12-bit 2.6  
GSPS, Single DAC 16-bit 12  
GSPS**



FMC250

## Key Features

- Dual AD9625 ADC 12-bit at 2.6/2.5/2.0 GSPS
- 8 JESD204B lanes from each ADC is routed to the FMC+ connector
- Single DAC AD9164/AD9162 16-bit 12 GSPS
- FPGA Mezzanine Card (FMC+) per VITA 57.4
- Excellent dynamic performance
- Front panel interface includes CLK In, Trig In and Trig Out

## Benefits

- Ideal for Broadband communications systems, Wireless infrastructure, LTE, ATE, RADAR / Jamming
- Compatible with a broad range of Xilinx and Altera based FMC carriers from VadaTech and others
- Electrical, mechanical, software, and system-level expertise in house
- Full system supply from industry leader
- AS9100 and ISO9001 certified company



**vadatech**  
THE POWER OF VISION




# FMC250

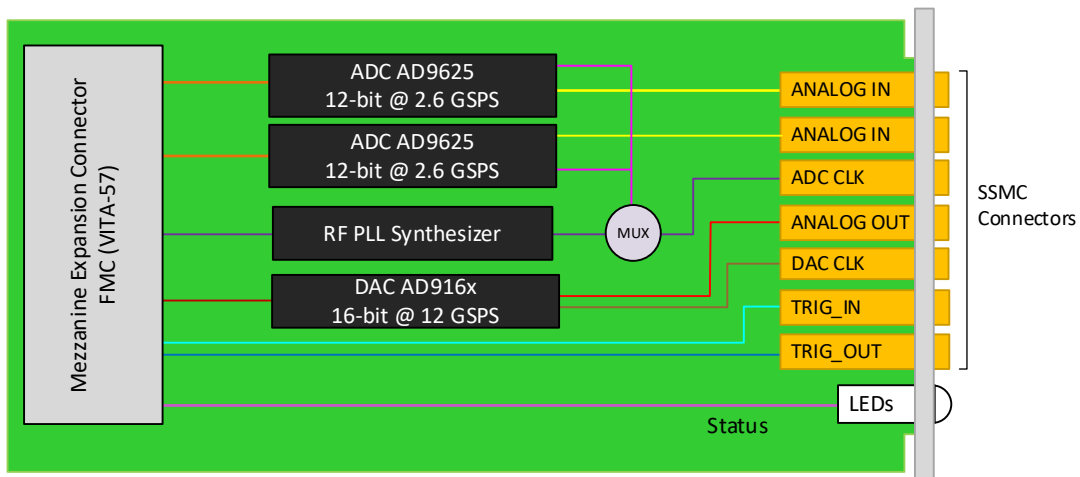
The FMC250 is an FPGA Mezzanine Card (FMC+) per VITA 57.4 specification. The board has dual ADC and single DAC.

The FMC250 utilizes dual AD9625 ADCs providing 12-bit conversion rates of up to 2.6 GSPS and a single DAC (AD9162 or AD9164) providing 16-bit conversion rates of up to 12 GSPS.

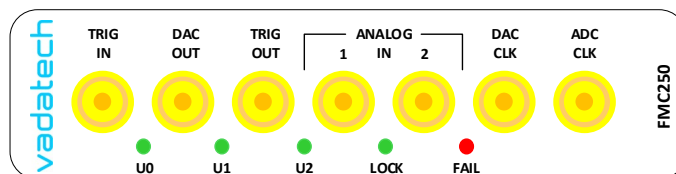
The analog input, digital output, clock and trigger interfaces of the FMC250 are routed via SSMC connectors. The internal clock frequency is programmable and the clock is capable of locking to an external reference.



## Block Diagram



## Front Panel



# Specifications

Architecture		
Physical	Dimensions	Width: 2.71" (69 mm) Depth: 3.70" (94 mm)
	Type	FMC Dual port ADC with single DAC
Standards		
FMC	VITA-57	ANSI/VITA 57.4
Configuration		
Power	FMC250	~10 W
Environmental	Temperature	Operating temperature: -5° to 45° C (55°C for limited time, performance restrictions may apply), industrial and extended versions also available (See <a href="#">environmental spec sheet</a> )
		Storage Temperature: -40° to +90°C
	Vibration	1G, 5 to 500 Hz on each axis
	Shock	30Gs on each axis
Front Panel	Relative Humidity	5 to 95 per cent, non-condensing
	Interface Connectors	7x SSMC: Analog Out, dual Analog In, Trig In, Trig Out, Clk In and Clk Ext
	LEDs	Status and user defined (total 5)
Software Support	Operating System	Linux (consult VadaTech for other options)
Conformal Coating		Humiseal 1A33 Polyurethane (Optional)
		Humiseal 1B31 Acrylic (Optional)
Other		
MTBF		MIL Hand book 217-F@ TBD hrs
Certifications		Designed to meet FCC, CE and UL certifications, where applicable
Standards		VadaTech is certified to both the ISO9001:2000 and AS9100B:2004 standards
Warranty		Two (2) years

## INTEGRATION SERVICES AND APPLICATION-READY PLATFORMS

VadaTech has a full ecosystem of ATCA and  $\mu$ TCA products including chassis platforms, shelf managers, AMC modules, Switch and Payload Boards, Rear Transition Modules (RTM), Power Modules, and more. The company also offers integration services as well as pre-configured Application-Ready Platforms. Please contact VadaTech Sales for more information.

### Trademarks and Disclaimer

The VadaTech logo is a registered trademark of VadaTech, Inc. Other registered trademarks are the property of their respective owners. AdvancedTCA™ and the AdvancedMC™ logo are trademarks of the PCI Industrial Computers Manufacturers Group. All rights reserved. Specification subject to change without notice.

# Ordering Options

## FMC250 – ABC-000-G0J

<b>A = RF Sampling Clock</b> 0 = Direct RF Sampling at fixed 2.0 GSPS 1 = Direct RF Sampling 2 = Via on Board PLL	<b>G = FMC Board Spacing</b> 0 = 10 mm (per VITA-57 specification) 1 = 17.5 mm *
<b>B = ADC Sampling</b> 0 = 2.0 GSPS 1 = 2.5 GSPS 2 = 2.6 GSPS	
<b>C = DAC</b> 0 = AD9164 1 = AD9162	<b>J = Temperature Range and Coating**</b> 0 = Commercial (–5° to +55° C), No coating 1 = Commercial (–5° to +55° C), Humiseal 1A33 Polyurethane 2 = Commercial (–5° to +55° C), Humiseal 1B31 Acrylic 3 = Industrial (–20° to +70° C), No coating 4 = Industrial (–20° to +70° C), Humiseal 1A33 Polyurethane 5 = Industrial (–20° to +70° C), Humiseal 1B31 Acrylic 6 = Extended (–40° to +85° C), Humiseal 1A33 Polyurethane 7 = Extended (–40° to +85° C), Humiseal 1B31 Acrylic

\* For use with carriers that require higher mating clearance, such as VadaTech AMC595. Requires full size AMC

\*\* Edge of module for conduction cooled boards, consult factory for availability

## Related Products

AMC595



- Xilinx Ultra Scale XCVU440 w/ QorIQ PPC2040
- 8 GB of DDR-4 (single bank of 64-bits)
- FMC support (with special connector)

FMC229



- Quad DAC 16-Bit @ 2.8 GSPS With Quadrature Modulator
- Single DAC39J84
- On board dual Wideband Quadrature Modulator

FMC220



- Analog Devices AD9234 dual 1 GSPS ADC
- The Analog inputs for the ADC are DC coupled
- Analog Devices AD9162/9164 6 GSPS RF DAC Supported by DAQ Series™ data acquisition software

# Contact

## VadaTech Corporate Office

198 N. Gibson Road, Henderson, NV 89014

Phone: +1 702 896-3337 | Fax: +1 702 896-0332

## Asia Pacific Sales Office

7 Floor, No. 2, Wenhua Street, Neihu District, Taipei 114, Taiwan

Phone: +886-2-2627-7655 | Fax: +886-2-2627-7792

## VadaTech European Sales Office

VadaTech House, Bulls Copse Road, Southampton, SO40 9LR

Phone: +44 2380 016403

[info@vadatech.com](mailto:info@vadatech.com) | [www.vadatech.com](http://www.vadatech.com)

# Choose VadaTech

## We are technology leaders

- First-to-market silicon
- Constant innovation
- Open systems expertise

## We commit to our customers

- Partnerships power innovation
- Collaborative approach
- Mutual success

## We deliver complexity

- Complete signal chain
- System management
- Configurable solutions

## We manufacture in-house

- Agile production
- Accelerated deployment
- AS9100 accredited



**vadatech**  
THE POWER OF VISION

## Trademarks and Disclaimer

The VadaTech logo is a registered trademark of VadaTech, Inc. Other registered trademarks are the property of their respective owners. AdvancedTCA™ and the AdvancedMC™ logo are trademarks of the PCI Industrial Computers Manufacturers Group. All rights reserved. Specification subject to change without notice.

© 2017 VadaTech Incorporated, All rights reserved.  
DOC NO. 4FM737-12 REV 01 | VERSION 1.3 – APR/20