

VT814

2U MTCA.4 Chassis with 6 AMC Slots



VT814

Key Features

- MicroTCA rack mount or desktop chassis platform, 19" x 2U x 14.2" deep
- Compliant to MTCA.4 specifications with rear I/O for High-Energy Physics and other applications
- Supports up to six MTCA.4 mid-size, double module AMCs and RTMs
- Single MicroTCA Carrier Hub (MCH) and flexible Power Module options. Full integration is also available.
- Routing on 26-layer passive backplane using high-speed 12.5 GHz MTCA connectors
- Single/dual 500W AC or single/dual 796W DC power standard, other options available
- Removable Air Filter, Power Modules, and Fan Tray
- Right-to-left cooling

Benefits

- High performance density with 6 double module slots in a 2U height with 40GbE capability
- Design utilizes proven VadaTech subcomponents and engineering techniques
- AS9100 and ISO9001 certified company
- Full system supply from industry leader



vadatech
THE POWER OF VISION

μTCA[®]

40G



VT814

The VT814 is a compact, cost-effective MTCA.4 chassis with a single MCH and redundant power modules. It supports six MTCA.4 AMCs plus RTMs in a compact 2U form factor. Backplane connectivity enables up to PCIe Gen x8 to each AMC. The unit does not have any active components on the backplane and has dual redundant FRU information and Carrier Locators.

The backplane design equalises clock delays across the AMC slots, minimizing the requirement for skew correction in high-energy physics applications.

The compact design and PCIe Gen3 x8 support mean the VT814 is well suited to deployed applications with high connectivity requirements.

This VadaTech Product can be incorporated into [High Energy Physics](#) architecture.

Power Supplies

The VT814 has the option of single or dual 500W AC power supply (UTC017) or 796W DC supply (UTC013). One power module is located in the front of the chassis and the other is located at the rear.

Cooling and Temperature Sensors

The VT814 has an intelligent Cooling Unit. The cooling airflow is from right to left. The removable Air Filter has an optical switch to detect its presence and can be monitored for when it needs to be replaced. 12 chassis mounted temperature sensors monitor the intake and the outtake air temperature throughout the unit.

In some platform configurations the total cooling capacity of the chassis can be affected by airflow restriction caused by certain AMCs. This is especially so when using multiple high-power AMCs, which typically have larger heatsinks. Please consult VadaTech sales regarding AMC placement for optimal cooling.

Telco Alarm

The VT814 is fitted with a Telco alarm that constantly monitors the chassis for any anomalies and alert the user by LED indication on the Front Panel. It is located above the fan tray and can be directly accessed via a Micro DB-9 connector.

FRU Information and Carrier Locator

The VT814 has dual redundant FRU information and Carrier Locators. The Carrier Locator is assigned by mechanical dip switches which are easily accessible. The MCH reads the Locator via its private I2C bus.

No Active Components

Unlike other MTCA chassis on the market, the VT814 has no active components on its back plane, making maintenance and servicing tasks more straightforward.

Scorpion™ Software

VadaTech's Scorpionware software can be used to access information about the current state of the Shelf or the Carrier, obtain information such as the FRU population, or monitor alarms, power management, current sensor values, and the overall health of the Shelf. The software GUI is very powerful, providing a Virtual Carrier and FRU construct for a simple, effective interface.




Figure 1: VT814 Chassis

Backplane Connections

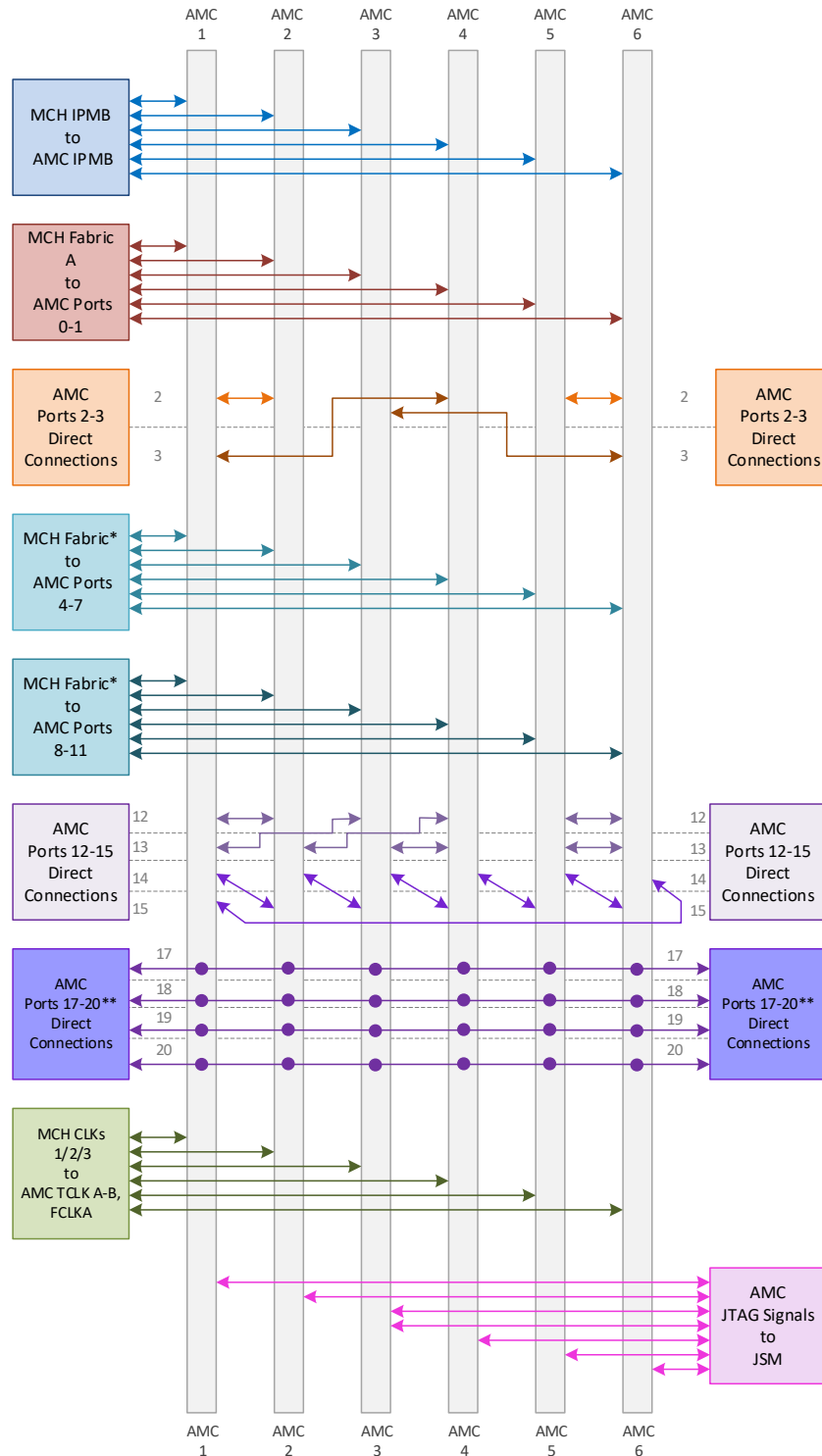


Figure 2: VT814 Backplane Connections


See Figure 2:

*With the appropriate MCH fitted the PCIe Fabric has 12 Ports of x4 (48 lanes total). This can be chosen to run all the Ports as x8 (on Ports 4-11) or single/dual x4

**AMC Ports 17-20 have termination on both ends of the routing path.

Chassis Layout

Front View



Rear View




Figure 3: VT814 Chassis Layout

Specifications

Architecture		
Physical	Dimensions	Width: 19"
		Depth: 14.2"
		Height: 2U
Type	Chassis	6 MTCA.4 Slots with MRTMs
Standards		
AMC	Type	AMC.0, AMC.1, AMC.2, AMC.3 and AMC.4
MTCA	Type	PICMG 3.0 Rev 3.0
Configuration		
Power	VT814	500W redundant AC, or 796W redundant DC 85-265V AC with frequency from 47-63 Hz
Environmental	Temperature	See Ordering Options Storage Temperature: -40° to +70°C
	Altitude	10,000 ft operating 40,000 ft non-operating
	Relative Humidity	5 to 95% non-condensing
Cooling		Right to Left
Other		
MTBF		MIL Hand book 217-F@ TBD hrs
Certifications		Designed to meet FCC, CE and UL certifications, where applicable
Standards		VadaTech is certified to both the ISO9001:2015 and AS9100D standards
Warranty		One (1) year, see VadaTech Terms and Conditions

INTEGRATION SERVICES AND APPLICATION-READY PLATFORMS

VadaTech has a full ecosystem of OpenVPX, ATCA and MTCA products including chassis platforms, shelf managers, AMC modules, Switch and Payload Boards, Rear Transition Modules (RTMs), Power Modules, and more. The company also offers integration services as well as pre-configured Application-Ready Platforms. Please contact VadaTech Sales for more information.

Ordering Options

VT814 – ABC-000-0HJ

A = Power Module 0 = No Power Module 1 = Single 500W AC (UTC017) 2 = Dual 500W AC (UTC017) 3 = Single 796W DC (UTC013) 4 = Dual 796W DC (UTC013)		
B = JSM 0 = No JSM 1 = JSM		H = Temperature Range 0 = Commercial 1 = Industrial
C = Chassis FRU Configuration for Power Modules 0 = 1+1 Redundant (1 primary and 1 redundant PM) 1 = Non-Redundant (PM 1-3 slots and MCH, PM 2-3 slots and MCH)		J = Conformal Coating 0 = No coating 1 = Humiseal 1A33 polyurethane 2 = Humiseal 1B31 acrylic

Related Products

AMC522



- Dual channel DAC 16-bit @ 500 MSPS (MAX5878)
- Compliant to MTCA.4, double module, mid-size (full-size optional) with rear I/O
- Xilinx Kintex-7 FPGA

AMC720



- Intel® Xeon™ E3 processor
- Conduction cooled version available
- PCIe Gen2, Gen3 on v2 option

UTC017



- Double module, full size module per AMC.0
- Universal AC input (85-265V AC), 500W
- Very low ripple voltage on the +12V

Contact

VadaTech Corporate Office

198 N. Gibson Road, Henderson, NV 89014

Phone: +1 702 896-3337 | Fax: +1 702 896-0332

Asia Pacific Sales Office

7 Floor, No. 2, Wenhua Street, Neihu District, Taipei 114, Taiwan

Phone: +886-2-2627-7655 | Fax: +886-2-2627-7792

VadaTech European Sales Office

VadaTech House, Bulls Copse Road, Southampton, SO40 9LR

Phone: +44 2380 016403

info@vadatech.com | www.vadatech.com

Choose VadaTech

We are technology leaders

- First-to-market silicon
- Constant innovation
- Open systems expertise

We commit to our customers

- Partnerships power innovation
- Collaborative approach
- Mutual success

We deliver complexity

- Complete signal chain
- System management
- Configurable solutions

We manufacture in-house

- Agile production
- Accelerated deployment
- AS9100 accredited



vadatech
THE POWER OF VISION

Trademarks and Disclaimer

The VadaTech logo is a registered trademark of VadaTech, Inc. Other registered trademarks are the property of their respective owners. AdvancedTCA™ and the AdvancedMC™ logo are trademarks of the PCI Industrial Computers Manufacturers Group. All rights reserved. Specification subject to change without notice.

© 2020 VadaTech Incorporated. All rights reserved.
DOC NO. 4FM737-12 REV 01 | VERSION 4.5 – MAR/21