

VTX880

2U VPX Chassis, Six 3U Slots with RTM Support



VTX880

Key Features

- 2U Open VPX rackmount system platform
- Horizontal slots
- Up to six 3U VPX payload slots
- Compatible with 0.8-inch, 0.85-inch and 1.0-inch modules
- Support for Rear Transition Modules (RTMs)
- Redundant cooling in push/pull side to side airflow configuration (right to left cooling) including the Rear Transition Modules (RTM)
- Removal Fan Tray (front and rear)
- Optional JTAG Switch Module (JSM) and Chassis Manager

Benefits

- 800W/1200W AC Universal or 650W/1200W DC Power Input
- Electrical, mechanical, software, and system-level expertise in house
- Full system supply from industry leader
- AS9100 and ISO9001 certified company

OpenVPX™



vadatech
THE POWER OF VISION



VTX880

The VTX880 is a 2U VPX chassis with six 3U VPX slots. The chassis can accept 0.8-inch, 0.85-inch and 1.0-inch pitch modules.

Power Supplies

The VTX880 has a single AC input power supplies to provide 800W/1200W or -48V DC 650W/1200W to the overall system.

Cooling and Temperature Sensors

The VTX880 is designed to meet the ANSI/VITA 65 standard. It provides right to left push/pull cooling (18 CFM per payload slot at 0.24 in-H₂O @ 5000 feet) to the VPX payload and RTM slots. The Chassis has a removable Air Filter at the front. All the Fan Trays are removal.

Backplane

The backplane provides six 3U VPX payload slots in a star configuration, fully compliant to VITA 46.0 baseline specification. Also, additional support to the RTMs, compliant to VITA 46.10 and OpenVPX VITA 65. VadaTech can modify the backplane to meet customer requirement.

JSM

There is an optional JTAG Switch Module (JSM) to provide JTAG access to each module.

Chassis Manager (Health Management)

The Chassis provides option for Chassis Manager which is to VITA46.11 with Tier-2 support.



Figure 1: VTX880 Front View



Figure 2: VTX880 Rear View

Backplane Connections

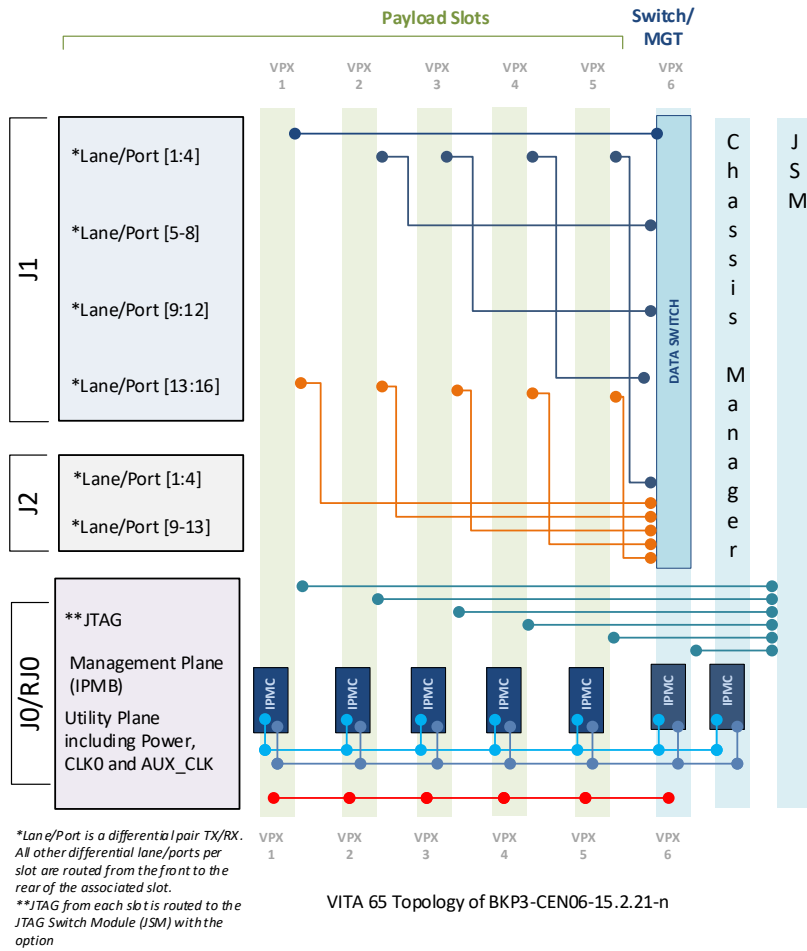


Figure 3: VTX880 Backplane Connections

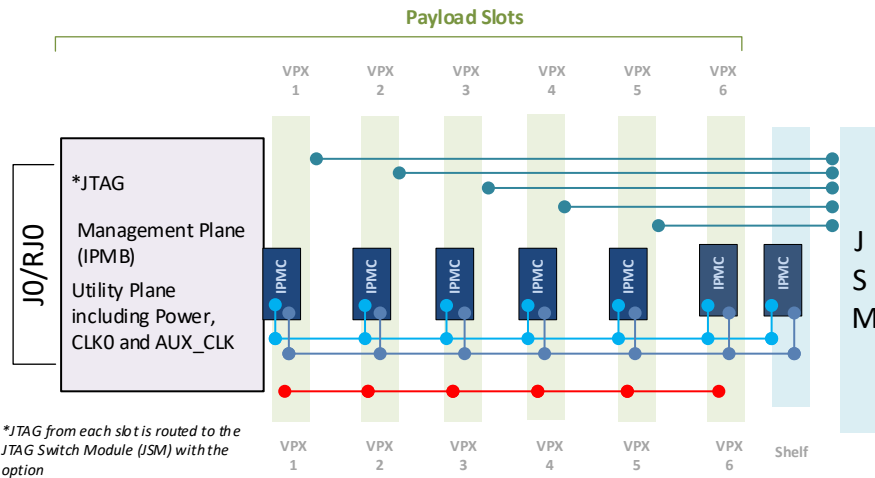


Figure 3A: VTX880 Backplane Connections (all connections are from the front slots to the rear, no routing between the slots)

VadaTech can also design additional VITA standard backplane profiles for customer specific applications. Please contact your local sales team for more information.

Chassis Layout



Figure 4: VTX880 Chassis Layout Front View without the Chassis Manager




Figure 5: VTX880 Chassis Layout Rear View with the JSM module included

Specifications

Architecture		
Physical	Dimensions	Height: 2U
		Width: 19"
		Depth: 12.5"
		Weight: TBD
Type	VPX Shelf	6 Payload Slot up to 1.0" pitch with a dedicated Switch/management slot
Standards		
VPX	Type	VITA 46.0 Baseline Specification
Configuration		
Power	VTX880	AC Universal Input or -48V DC
Environmental		See Ordering Options
Cooling		Right to left
Other		
MTBF		MIL Hand book 217-F@ TBD hrs
Certifications		Designed to meet FCC, CE and UL certifications, where applicable
Standards		VadaTech is certified to both the ISO9001:2015 and AS9100D standards
Warranty		One (1) year, see VadaTech Terms and Conditions

INTEGRATION SERVICES AND APPLICATION-READY PLATFORMS

VadaTech has a full ecosystem of OpenVPX, ATCA and MTCA products including chassis platforms, shelf managers, AMC modules, Switch and Payload Boards, Rear Transition Modules (RTMs), Power Modules, and more. The company also offers integration services as well as pre-configured Application-Ready Platforms. Please contact VadaTech Sales for more information.

Ordering Options

VTX880 – ABC-DE0-GHJ

A = Power Supply 0 = AC 800W 1 = -48V DC 650W 2 = AC 1200W 3 = -48V DC 1200W	D = JSM 0 = No JSM 1 = JSM	G = Module Type 0 = Reserved 1 = VITA 48.1
B = Back Plane Routing 0 = Per figure 3 1 = Per figure 3A	E = Chassis Manager 0 = Not included 1 = With VITA 46.11 Tier two support 2 = With VITA 46.11 Tier two and Virtual Probe*	H = Environmental See Environmental Specification
C = VPX Connector Type 0 = Standard 50u Gold Rugged 1 = KVPX Connectors 2 = High Speed 50u Gold Rugged (>16G)		J = Conformal Coating 0 = No coating 1 = Humiseal 1A33 polyurethane 2 = Humiseal 1B31 acrylic

* Must have option D = 1 included

Environmental Specification*

Option H	H = 0	H = 1
Operating Temperature	AC1* (-5°C to +55°C)	AC3* (-40°C to +70°C)
Storage Temperature	C1* (-40°C to +85°C)	C3* (-50°C to +100°C)
Operating Vibration	V2* (0.04 g2/Hz max)	V2* (0.04 g2/Hz max)
Storage Vibration	OS1* (20 g)	OS1* (20 g)
Humidity	95% non-condensing	95% non-condensing

Notes:

*Please contact VadaTech Sales for other specification.

Related Products

VPX518



- AMC FPGA carrier for FPGA Mezzanine Card (FMC) per VITA 57
- Xilinx Zynq-7000 FPGA in FFG-900 package (XC7Z100 or XC7Z045) with embedded ARM®
- Supported by DAQ Series™ data

VPX592



- 3U FPGA carrier for FMC per VITA 46 and VITA 57
- Xilinx Kintex UltraScale™ XCKU115 FPGA
- High-performance clock jitter cleaner

VPX599



- 3U FPGA Dual DAC and dual ADC per VITA 46
- Xilinx Kintex UltraScale™ XCKU115 FPGA
- Dual ADC 12-bit @ 6.4 GSPS

Contact

VadaTech Corporate Office

198 N. Gibson Road, Henderson, NV 89014

Phone: +1 702 896-3337 | Fax: +1 702 896-0332

Asia Pacific Sales Office

7 Floor, No. 2, Wenhua Street, Neihu District, Taipei 114, Taiwan

Phone: +886-2-2627-7655 | Fax: +886-2-2627-7792

VadaTech European Sales Office

VadaTech House, Bulls Copse Road, Southampton, SO40 9LR

Phone: +44 2380 016403

info@vadatech.com | www.vadatech.com

Choose VadaTech

We are technology leaders

- First-to-market silicon
- Constant innovation
- Open systems expertise

We commit to our customers

- Partnerships power innovation
- Collaborative approach
- Mutual success

We deliver complexity

- Complete signal chain
- System management
- Configurable solutions

We manufacture in-house

- Agile production
- Accelerated deployment
- AS9100 accredited



vadatech
THE POWER OF VISION

Trademarks and Disclaimer

The VadaTech logo is a registered trademark of VadaTech, Inc. Other registered trademarks are the property of their respective owners. AdvancedTCA™ and the AdvancedMC™ logo are trademarks of the PCI Industrial Computers Manufacturers Group. All rights reserved. Specification subject to change without notice.

© 2020 VadaTech Incorporated. All rights reserved.
DOC NO. 4FM737-12 REV 01 | VERSION 1.9 – MAY/241