

FMC263

Mixed Signal Front End with Quad RF DAC and Quad RF ADC



FMC263

Key Features

- Based on Analog Device AD9081
- Quad RF DAC at 12 GSPS 16-bit
- Quad RF ADC at 4 GSPS 12-bit
- Option for Direct RF sampling clock input up to 12GHz
- 8 lanes of JESD204B/JESD204C interface to the host carrier (note for max performance JESD204C with speed of 24.75Gbps is utilized)
- FPGA Mezzanine Card (FMC) per VITA 57
- Clock input for synchronization via front or rear

Benefits

- High dynamic range for versatility
- Ideal for wireless communication, Microwave point to point, E-Band and 5G mmWave, Phased array radar and EW
- Compatible with a broad range of Xilinx- and Altera-based FMC/FMC+ carriers from VadaTech and others
- Electrical, mechanical, software, and system-level expertise in house
- Full system supply from industry leader



vadatech
THE POWER OF VISION



FMC263

The FMC263 is an FMC per VITA 57 specification. The FMC263 has a single AD9081 Device from Analog Devices which provides Quad DAC at 12 GSPS/16-bit and Quad ADC at 4 GSPS/12-bit. The ADC has 7.5GHz Analog Input full power bandwidth (-3db). The DAC has a useable Analog bandwidth of 8GHz.

The module has a clock input via front panel which allows synchronization to an external clock. The FMC263 allows the synchronization clock to also come from the carrier. The FMC263 interfaces via 8 lanes of JESD204B/JESD204C to the host carrier (note for max performance JESD204C with speed of 24.75Gbps is utilized).

The module has a direct RF sampling clock option up to 12GHz clock input.

The module has a Trigger which can be configured as input or output.

The module has 10 SSMC Connectors for its ADC/DAC, clock input and Trigger in/out.




Figure 1: FMC263 with heatsink



Figure 2: FMC263 without Heatsink

Block Diagram

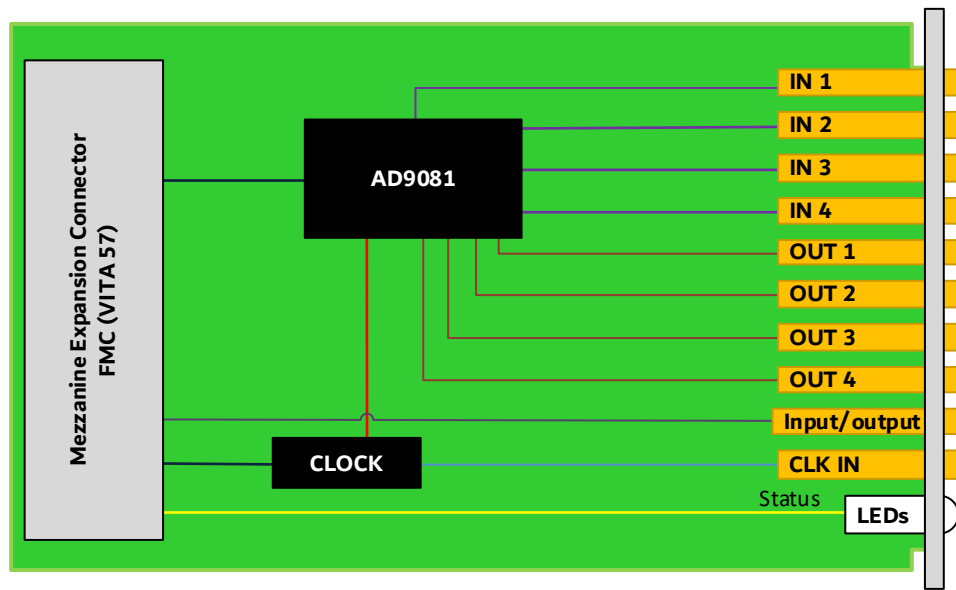


Figure 1: FMC263 Functional Block Diagram

Specifications

Architecture		
Physical	Dimensions	Single Module
		Width: 2.71" (69 mm)
		Depth: 3.01" (76.5 mm)
Type	FMC	Quad ADC/DAC
Standards		
FMC	Type	ANSI/VITA 57.4
Configuration		
Power	FMC263	13W
Environmental	Temperature	See Ordering Options
		Storage Temperature: -40° to +85°C
	Altitude	40,000 ft non-operating
	Vibration	Operating 9.8 m/s ² (1G), 5-500 Hz
	Shock	Operating 30Gs each axis
	Relative Humidity	5 to 95% non-condensing
Front Panel	Interface Connectors	10 SSMC
		LEDs Status
Software Support	Operating System	Agnostic
Other		
MTBF	MIL Hand book 217-F@ TBD hrs	
Certifications	Designed to meet FCC, CE and UL certifications, where applicable	
Standards	VadaTech is certified to both the ISO9001:2015 and AS9100D standards	
Warranty	Two (2) years, see VadaTech Terms and Conditions	

INTEGRATION SERVICES AND APPLICATION-READY PLATFORMS

VadaTech has a full ecosystem of OpenVPX, ATCA and MTCA products including chassis platforms, shelf managers, AMC modules, Switch and Payload Boards, Rear Transition Modules (RTMs), Power Modules, and more. The company also offers integration services as well as pre-configured Application-Ready Platforms. Please contact VadaTech Sales for more information.

Ordering Options

FMC263 – AB0-000-00J

A = AD9081 option 0 = AD9081BBPZ-4D4AC 1 = AD9081BBPZ-4D4AB (MOQ Required)		
B = RF sampling clock 0 = PLL based (VCXO 122.88MHz) 1 = Direct RF 2 = PLL based (VCXO 100MHz)		
C = Front end Balun 0 = 500 KHz to 9 GHz (Marki 1:2 ratio) 1 = 400 MHz to 3 GHz (Anaren) 2 = 500 KHz to 9 GHz (Marki 1:1 ratio)		J = Temperature Range and Conformal Coating 0 = Commercial (–5° to +55°C), No coating 1 = Commercial (–5° to +55°C), Humiseal 1A33 Polyurethane 2 = Commercial (–5° to +55°C), Humiseal 1B31 Acrylic 3 = Industrial (–20° to +70°C), No coating 4 = Industrial (–20° to +70°C), Humiseal 1A33 Polyurethane 5 = Industrial (–20° to +70°C), Humiseal 1B31 Acrylic 6 = Extended (–40° to +85°C), Humiseal 1A33 Polyurethane* 7 = Extended (–40° to +85°C), Humiseal 1B31 Acrylic*

Notes:

*Conduction cooled; temperature is at edge of module. Consult factory for availability.


Related Products

AMC592



- AMC FPGA carrier for FMC per VITA 57
- Xilinx UltraScale™ XCKU115 FPGA
- Supported by DAQ Series™ data acquisition software

FMC214



- Dual complete transceiver signal chain solution using Analog Devices AD9361 transceiver
- Frequency range 70 MHz to 6 GHz with instantaneous bandwidth from 200 kHz to 56 MHz
- MIMO transceiver is Time Domain Duplex (TDD) and Frequency Domain Duplex (FDD) compatible

VPX592



- 3U FPGA carrier for FPGA Mezzanine Card (FMC) per VITA 46 and VITA 57
- Xilinx Kintex UltraScale™ XCKU115 FPGA
- High-performance clock jitter cleaner

Contact

VadaTech Corporate Office

198 N. Gibson Road, Henderson, NV 89014

Phone: +1 702 896-3337 | Fax: +1 702 896-0332

Asia Pacific Sales Office

7 Floor, No. 2, Wenhui Street, Neihu District, Taipei 114, Taiwan

Phone: +886-2-2637-7655 | Fax: +886-2-2637-7792

VadaTech European Sales Office

VadaTech House, Bulls Copse Road, Southampton, SO40 9LR

Phone: +44 2380 016403

info@vadatech.com | www.vadatech.com

Choose VadaTech

We are technology leaders

- First-to-market silicon
- Constant innovation
- Open systems expertise

We commit to our customers

- Partnerships power innovation
- Collaborative approach
- Mutual success

We deliver complexity

- Complete signal chain
- System management
- Configurable solutions

We manufacture in-house

- Agile production
- Accelerated deployment
- AS9100 accredited



vadatech
THE POWER OF VISION

Trademarks and Disclaimer

The VadaTech logo is a registered trademark of VadaTech, Inc. Other registered trademarks are the property of their respective owners. AdvancedTCA™ and the AdvancedMC™ logo are trademarks of the PCI Industrial Computers Manufacturers Group. All rights reserved. Specification subject to change without notice.

© 2020 VadaTech Incorporated. All rights reserved.
DOC NO. 4FM737-12 REV 01 | VERSION 1.0 – JAN/23