

VT869

6U Ruggedized MicroTCA Chassis, 12 AMCs



VT869

Key Features

- MTCA System Platform 19" x 6U x 13.62" deep (20.32" deep with handles and sliding rails)
- Full redundancy with dual MicroTCA Carrier Hub (MCH), dual Cooling Units and dual Power Modules
- Up to 12 AMCs: six full-size and six mid-size or 10 full-size AMCs
- Dual star topology
- Meets MIL-STD-810G Ref. 12 Method 516
- Meets MIL-STD-416F Ref 18
- Front to back cooling

Benefits

- Dual (one for each power module) integrated EMC and transient filters for the system to comply with MIL-STD-1275D, DO-160E and/or MIL-STD-461F
- Dual replaceable fan trays are incorporated to provide front-to-back air cooling.
- Replaceable air dust filter
- Alarm and activity LED indicators in the front.
- Heavy duty sliding rails designed for 19" rack mount capability.



vadatech
THE POWER OF VISION

μTCA[®]



VT869

The VT869 is a 6U MTCA chassis that provides six full-size and six mid-size AMC slots that can accept any AMC.1, AMC.2, AMC.3 and/or AMC.4.

The chassis has a choice of two backplane configurations. Either 12 slots (6 full-size and 6 mid-size) or 10 slots (10 full-size). Each AMC slots receives 5 clocks (FCLKA, TCLKA, TCLKB, TCLKC and TCLKD). For other backplane configurations please contact VadaTech Sales.

The VT869 has full redundancy. It's capable of having redundant MCH, Power Modules, as well as redundant Cooling Units for high availability.



Figure 1: VT869 with Top Cover

Architecture

The VT869 outer casing is produced from machined aluminum and incorporates joints specifically designed to minimize EMI leakage.

All Front Panel/AMC Module attachment cables are secured by ties to a central cable guide rail (Figure 2). During lower fan tray and/or module(s) replacement, remove the cable guide rail (thumb screws) to loosen the internal cable/connector harness.

Heavy duty sliding rails, (MiSuMi p/n SSRRH3645), are used to fix the chassis to a 19" cabinet. The selected rails are made of stainless steel with dual lines of linear ball bearings. A pair of these rails can take a load of approximately 100 kg.




Figure 2: VT869 Chassis Top View without Cover

Power Supplies

The VT869 has two Power Modules slots to accept standard MicroTCA power modules.

Cooling and Temperature Sensors

The VT869 has dual intelligent Cooling Units. This redundancy allows fail-safe operation in case one of the cooling units becomes non-operational. The cooling airflow is from front to back (Figure 3). The removable Air Filter has a switch to detect its presence and can be monitored for when it needs to be replaced.

12 chassis mounted temperature sensors monitor the intake and the outtake air temperature throughout the unit.

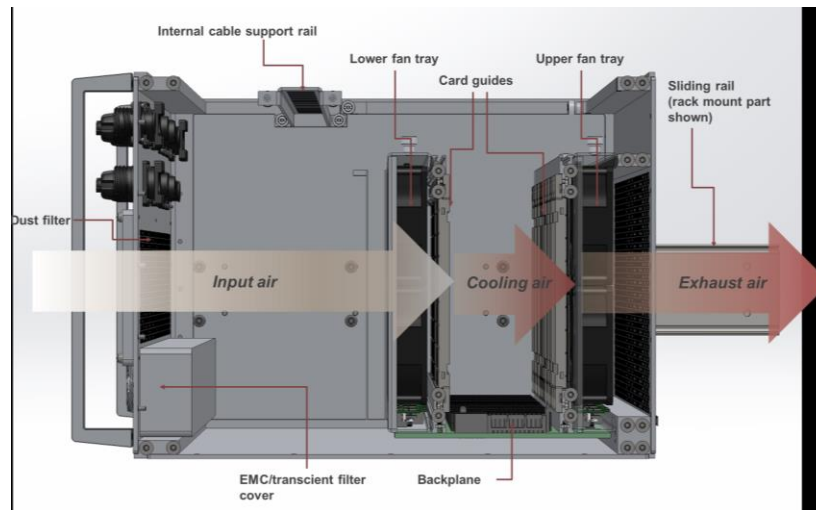


Figure 3: VT869 Airflow

Telco Alarm

The VT869 is fitted with a Telco alarm that constantly monitors the chassis for any anomalies and alert the user by LED indication on the Front Panel.

FRU Information and Carrier Locator

The VT869 has FRU information and a Carrier Locator. The Carrier Locator is assigned by mechanical dip switches which are easily accessible via the front panel. The MCH reads the Locator via its private I2C bus.

No Active Components

Unlike other MTCA chassis on the market, the VT869 has no active components on its back plane, making maintenance and servicing tasks more straightforward.

Scorpionware™ Software

VadaTech's Scorpionware software can be used to access information about the current state of the Shelf or the Carrier, obtain information such as the FRU population, or monitor alarms, power management, current sensor values, and the overall health of the Shelf. The software GUI is very powerful, providing a Virtual Carrier and FRU construct for a simple, effective interface.

Chassis Layout




Figure 4: VT869 Front View (I/O Connectors shown as example, contact sales for more information)

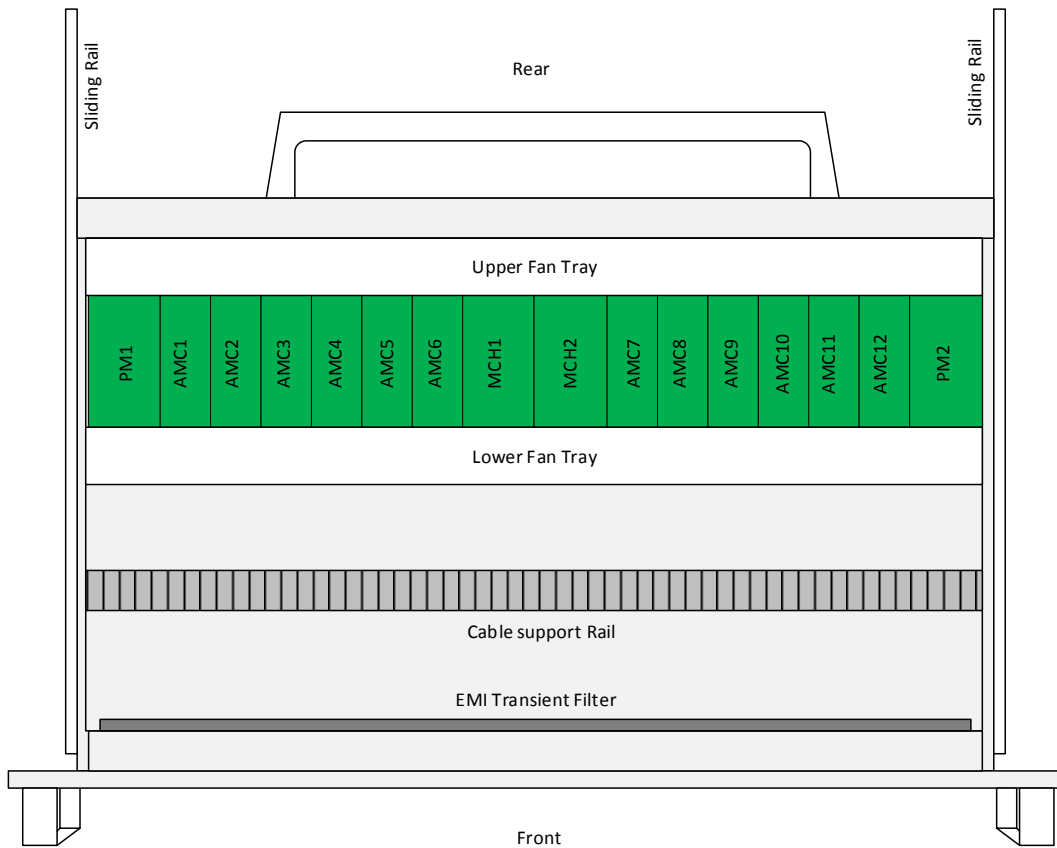
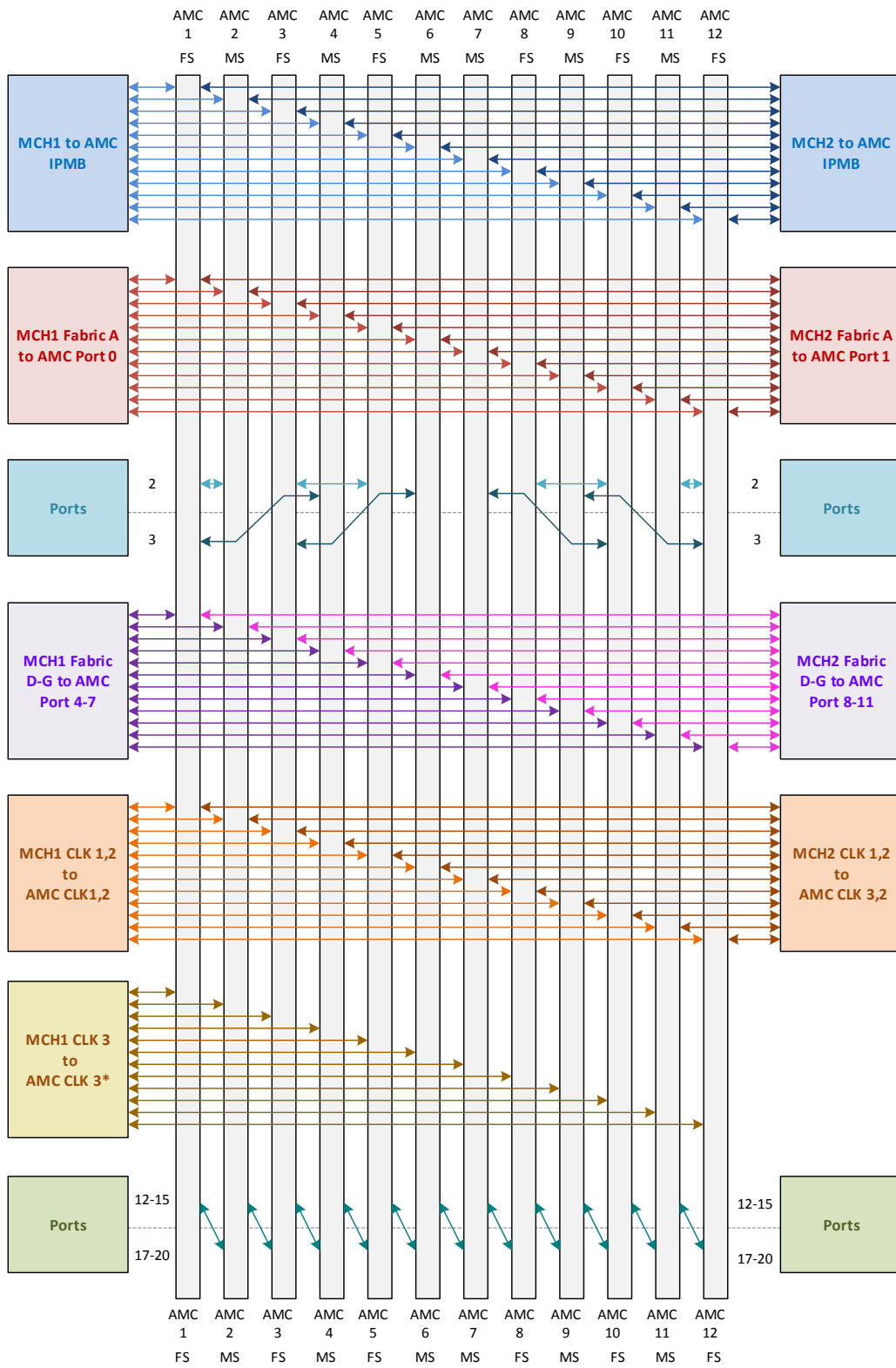


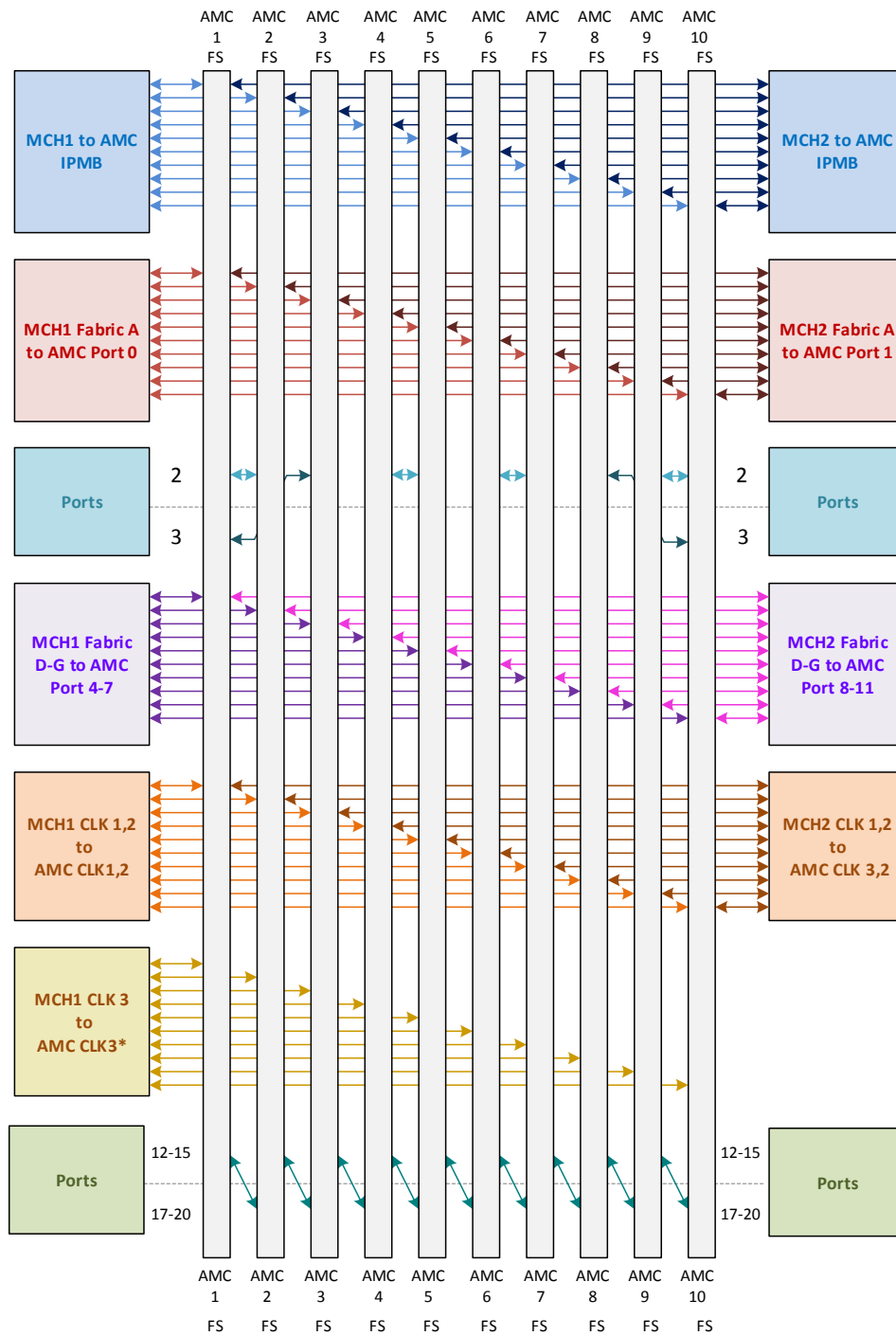
Figure 5: VT869 Top View (without top cover)

Backplane Connections



*MCH CLK3 can run as Fabric Clock (i.e. PCIe dock).
 **FS=Full-size, MS= Mid-size

Figure 6: VT869 Backplane Routing for 12-slot Option



*CLK3 can run as Fabric Clock (i.e. PCIe clock)
 **FS=Full-size

Figure 7: VT869 Backplane Routing for 10-slot Option

Specifications

Architecture	
Physical	Dimensions Height: 6U Width: 19" Depth 13.62" deep (20.32" deep with handles and sliding rails)
Type	MTCA Chassis 12 AMC.0: 6 Mid-size and 6 Full-size slots or 10 Full-size
Standards	
AMC	Type AMC.0, AMC.1, AMC.2, AMC.3 and AMC.4
MTCA	Type PICMG 3.0 Rev 2.0
Module Management	IPMI v2.0
Configuration	
Power	VT869 Power Module dependent DC Input from 18-36V, 10-36V or -36 to -75V (Power Module dependent)
Environmental	Temperature See Ordering Options Storage Temperature: -40° to +85°C Altitude 10,000 ft operating 40,000 ft non-operating Vibration MIL-STD-810G Ref. 12 Method 516 Shock MIL-STD 810G Ref. 12 Method 516 Relative Humidity 5 to 95% non-condensing
Front Panel	Interface Connectors Contact Sales LEDs IPMI and Telco Alarms
Software Support	Operating System Agnostic
Other	
MTBF	MIL Hand book 217-F@ TBD hrs
Certifications	Designed to meet FCC, CE and UL certifications, where applicable
Standards	VadaTech is certified to both the ISO9001:2000 and AS9100B:2004 standards
Warranty	One (1) year, see VadaTech Terms and Conditions

INTEGRATION SERVICES AND APPLICATION-READY PLATFORMS

VadaTech has a full ecosystem of OpenVPX, ATCA and MTCA products including chassis platforms, shelf managers, AMC modules, Switch and Payload Boards, Rear Transition Modules (RTMs), Power Modules, and more. The company also offers integration services as well as pre-configured Application-Ready Platforms. Please contact VadaTech Sales for more information.

Ordering Options

VT869 – A00-000-0HJ

A = Backplane*		
0 = 12 slots (Figure 6) 1 = 10 slots (Figure 7) 2 = Reserved 3 = Reserved		
		H = Temperature Range
		0 = Commercial 1 = Industrial
		J = Conformal Coating
		0 = No coating 1 = Humiseal 1A33 Polyurethane 2 = Humiseal 1B31 Acrylic

Notes: *For other backplane configuration please contact VadaTech Sales

Related Products

AMC597



- Xilinx UltraScale™ XCKU115 FPGA
- Octo complete transceiver signal chain solution
- Based on quad Analog Devices AD9371

UTC004



- Unified 1 GHz quad-core CPU for MicroTCA Carrier Management Controller (MCMC), Shelf Manager, Clocking, and Fabric management
- Automatic fail-over with redundant UTC004s
- 1GbE base switch with dual 100/1000/10G uplink

UTC014



- 10 to 36V DC input for 241W option and 18 to 36V DC input for 460W option
- Support for power module redundancy
- 32-bit RISC processor

Contact

VadaTech Corporate Office

198 N. Gibson Road, Henderson, NV 89014

Phone: +1 702 896-3337 | Fax: +1 702 896-0332

Asia Pacific Sales Office

7 Floor, No. 2, Wenhua Street, Neihu District, Taipei 114, Taiwan

Phone: +886-2-2627-7655 | Fax: +886-2-2627-7792

VadaTech European Sales Office

VadaTech House, Bulls Copse Road, Southampton, SO40 9LR

Phone: +44 2380 016403

info@vadatech.com | www.vadatech.com

Choose VadaTech

We are technology leaders

- First-to-market silicon
- Constant innovation
- Open systems expertise

We commit to our customers

- Partnerships power innovation
- Collaborative approach
- Mutual success

We deliver complexity

- Complete signal chain
- System management
- Configurable solutions

We manufacture in-house

- Agile production
- Accelerated deployment
- AS9100 accredited



vadatech
THE POWER OF VISION

Trademarks and Disclaimer

The VadaTech logo is a registered trademark of VadaTech, Inc. Other registered trademarks are the property of their respective owners. AdvancedTCA™ and the AdvancedMC™ logo are trademarks of the PCI Industrial Computers Manufacturers Group. All rights reserved. Specification subject to change without notice.

© 2019 VadaTech Incorporated. All rights reserved.
DOC NO. 4FM737-12 REV 01 | VERSION 1.3 – JUL/19