

# AMC567

## FMC Carrier Zynq UltraScale+ FPGA, AMC



AMC567

## Key Features

- Xilinx UltraScale+ XCZU7EV FPGA
- Double module, mid-size
- FMC site
- 8 GB of 64-bit wide DDR4 Memory (single bank) with ECC to PS
- 8 GB of 64-bit wide DDR4 to PL
- SD Card (option)
- 128 MB of Boot Flash
- 64 GB of User Flash

## Benefits

- Zynq UltraScale+ MPSoC
- Electrical, mechanical, software, and system-level expertise in house
- Full system supply from industry leader
- AS9100 and ISO9001 certified company



**vadatech**  
THE POWER OF VISION

**AdvancedMC™**



# AMC567

The AMC567 is an AMC FPGA Carrier with FMC (VITA 57) interface. The AMC is compliant to AMC.1, AMC.2, AMC.3 and AMC.4 specifications. It is based on a Xilinx UltraScale+ XCZU7EV MPSoC FPGA.

The re-configurable FPGA has 1728 DSP Slices, 504k logic cells and includes a quad-core ARM processor. It interfaces to AMC FCLKA, TCLKA-D, FMC DP0-3 and all FMC LA/HA/HB pairs. It also has an interface to a single DDR4 memory channel (64-bit wide with ECC) to the PS as well as having a single bank of 64-bit wide DDR4 to the PL side. This allows for large buffer sizes to be stored during processing as well as for queuing the data to the host.

The Module has 64 GB of Flash, 128 MB of boot flash, and an SD Card as an option. In addition, the module has three inputs and two outputs via SSMC connector.



Figure 1: AMC567



Figure 2: AMC567 Top View




Figure 3: AMC567 Top View, no Heatsink




Figure 4: AMC567 Front Panel View

# Block Diagram

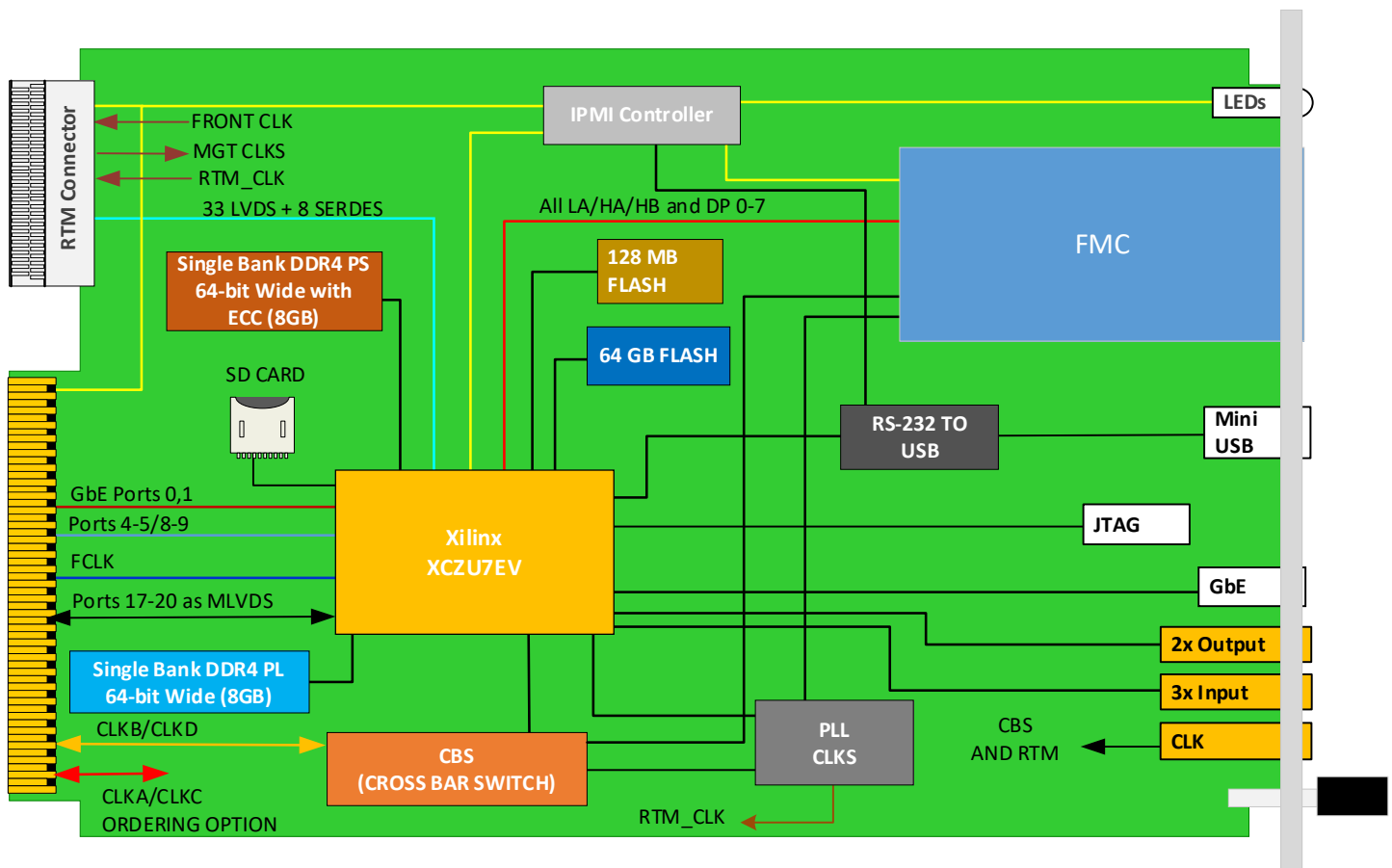


Figure 5: AMC567 Functional Block Diagram

# Reference Design

VadaTech provides an extensive range of Xilinx based FPGA products. The FPGA products are in two categories; FPGA boards with FMC carriers and FPGA products with high speed ADC and DACs. The FPGA products are designed in various architectures such as AMC modules, PCIe cards and Open VPX.

VadaTech provides a reference design implementation for our FPGAs complete with VHDL source code, documentation and configuration binaries. The reference design focuses on the I/O ring of the FPGA to demonstrate low-level operation of the interconnections between the FPGA and other circuits on the board and/or backplane. It is designed to prove out the hardware for early prototyping, engineering/factory diagnostics and customer acceptance of the hardware, but it does not strive to implement a particular end application. The reference VHDL reduces customer time to develop custom applications, as the code can be easily adapted to meet customer's application requirements.

The reference design allows you to test and validate the following functionality (where supported by the hardware):

- Base and Fabric channels
- Clocks
- Data transfers
- Memory
- User defined LEDs

Xilinx provides Vivado Design Suite for developing applications on Xilinx based FPGAs. VadaTech provides reference VHDL developed using the Vivado Design Suite for testing basic hardware functionality. The reference VHDL is provided royalty free to use and modify on VadaTech products, so can be used within applications at no additional cost. However, customers are restricted from redistributing the reference code and from use of this code for any other purpose (e.g. it should not be used on non-VadaTech hardware).

The reference VHDL is shipped in one or more files based on a number of ordering options. Not all ordering options have an impact on the FPGA and a new FPGA image is created for those options that have direct impact on the FPGA. Use the correct reference image to test your hardware. For more information, refer to the FPGA reference design manual for your device which can be accessed from customer support site along with the reference images.

## Supported Software

- Default FPGA image stored in flash memory
- Linux BSP
- Build Scripts
- Device Driver
- Reference application projects for other ordering options

The user may need to develop their own FPGA code or adapt VadaTech reference code to meet their application requirements. The supplied pre-compiled images may make use of hardware evaluation licenses, where necessary, instead of full licenses. This is because VadaTech does not provide licenses for the Vivado tool or Xilinx IP cores, so please contact Xilinx where these are required.

Xilinx also provides System Generator tools for developing Digital Signal Processing (DSP) applications.

See the following links:

[Xilinx Vivado Design Suite](#), [Xilinx System Generator for DSP](#).

# Specifications

Architecture		
Physical	Dimensions	Double module, mid-size (full-size optional)
		Width: 5.85" (148.5 mm)
		Depth 7.11" (180.6 mm)
Type	AMC FPGA Carrier	Xilinx Zynq UltraScale+, FMC sites
Standards		
AMC	Type	AMC.0, AMC.1, AMC.2, AMC.3 and AMC.4
Module Management	IPMI	IPMI v2.0
GbE	Lanes	Port 0 and 1
PCIe	Lanes	x4 (4-7/8-11) or x8 (4-11)
10GbE/40GbE/SRIO		4-7 and 8-11
Configuration		
Power	AMC562	~25W FPGA load dependent (without RTM) and FMC
	To RTM	Via Zone 3
Environmental	Temperature	See <a href="#">Ordering Options</a> and <a href="#">Environmental Spec Sheet</a>
		Storage Temperature: -40° to +85°C
	Vibration	Operating 9.8 m/s <sup>2</sup> (1G), 5 to 500 Hz on each axis
	Shock	Operating 30G on each axis
	Relative Humidity	5 to 95% non-condensing
Front Panel	Interface Connectors	FMC Slot with all LA/HA/HB and DP 0-3
		Min USB port for the RS-232
		RJ-45 for ethernet
	LEDs	6 SSMC connectors for Clock input, 3x GPI, and 2x GPO
		IPMI management control
		Debug (user defined) LED
	Mechanical	Hot-swap ejector handle
FMC	On-board	FMC
RTM	Rear	Zone 3 Connector (class D1.0 per DESY specification)
Software Support	Operating System	Linux
Other		
MTBF	MIL Hand book 217-F@ TBD hrs	
Certifications	Designed to meet FCC, CE and UL certifications, where applicable	
Standards	VadaTech is certified to both the ISO9001:2000 and AS9100B:2004 standards	
Warranty	Two (2) years, see <a href="#">VadaTech Terms and Conditions</a>	

## INTEGRATION SERVICES AND APPLICATION-READY PLATFORMS

VadaTech has a full ecosystem of OpenVPX, ATCA and MTCA products including chassis platforms, shelf managers, AMC modules, Switch and Payload Boards, Rear Transition Modules (RTMs), Power Modules, and more. The company also offers integration services as well as pre-configured Application-Ready Platforms. Please contact VadaTech Sales for more information.



# Ordering Options

## AMC567 – ABC-DEF-G0J

<b>A = Backplane CLKA</b> 0 = To PLL Input and PLL to FPGA 1 = To FPGA	<b>D = SD Card</b> 0 = No SD Card 1 = SD Card (32 GB)	<b>G = Backplane CLKC</b> 0 = To PLL Input 1 = To CBS (Cross Bar Switch)
<b>B = Ports 17-20 to FPGA*</b> 0 = Not routed 1 = Routed as MLVDS	<b>E = FPGA Speed</b> 1 = Reserved 2 = High 3 = Highest	
<b>C = Front Panel</b> 1 = Reserved 2 = Mid-size (4HP) 3 = Full-size (6HP) 4 = Extended-size (8HP) 5 = Mid-size, MTCA.1 (captive screw) 6 = Full-size, MTCA.1 (captive screw) 7 = Extended-size, MTCA.1 (captive screw)	<b>F = PCIe Fabric</b> 0 = No PCIe 1 = PCIe on Ports 4-7 2 = PCIe on Ports 8-11 3 = PCIe on Ports 4-11	<b>J = Temperature Range and Coating</b> 0 = Commercial (–5° to +55°C), No coating 1 = Commercial (–5° to +55°C), Humiseal 1A33 Polyurethane 2 = Commercial (–5° to +55°C), Humiseal 1B31 Acrylic 3 = Industrial (–20° to +70°C), No coating 4 = Industrial (–20° to +70°C), Humiseal 1A33 Polyurethane 5 = Industrial (–20° to +70°C), Humiseal 1B31 Acrylic 6 = Extended (–40° to +85°C), Humiseal 1A33 Polyurethane** 7 = Extended (–40° to +85°C), Humiseal 1B31 Acrylic**

Notes: \*Ports are not LVDS compatible.

\*\*Conduction cooled; temperature is at edge of module. Consult factory for availability.

For operational reasons VadaTech reserves the right to supply a higher speed FPGA device than specified on any particular order/delivery at no additional cost, unless the customer has entered into a Revision Lock agreement with respect to this product.

## Related Products

VT813




- MTCA.4 Chassis Platform with rear I/O
- 19" x 8U x 14.9" deep (with handles 16.23" deep)
- Full redundancy with dual MicroTCA Carrier Hubs

AMC592



- AMC FPGA carrier for FMC per VITA 57
- Xilinx UltraScale™ XCKU115 FPGA
- Supported by DAQ Series™ data acquisition software

FMC214



- Dual complete transceiver signal chain solution using Analog Devices AD9361 transceiver
- Frequency range 70 MHz to 6 GHz with instantaneous bandwidth from 200 kHz to 56 MHz
- MIMO transceiver is Time Domain Duplex (TDD)

# Contact

## VadaTech Corporate Office

198 N. Gibson Road, Henderson, NV 89014

Phone: +1 702 896-3337 | Fax: +1 702 896-0332

## Asia Pacific Sales Office

7 Floor, No. 2, Wenhui Street, Neihu District, Taipei 114, Taiwan

Phone: +886-2-2627-7655 | Fax: +886-2-2627-7792

## VadaTech European Sales Office

VadaTech House, Bulls Copse Road, Southampton, SO40 9LR

Phone: +44 2380 016403

[info@vadatech.com](mailto:info@vadatech.com) | [www.vadatech.com](http://www.vadatech.com)

# Choose VadaTech

## We are technology leaders

- First-to-market silicon
- Constant innovation
- Open systems expertise

## We commit to our customers

- Partnerships power innovation
- Collaborative approach
- Mutual success

## We deliver complexity

- Complete signal chain
- System management
- Configurable solutions

## We manufacture in-house

- Agile production
- Accelerated deployment
- AS9100 accredited



## Trademarks and Disclaimer

The VadaTech logo is a registered trademark of VadaTech, Inc. Other registered trademarks are the property of their respective owners. AdvancedTCA™ and the AdvancedMC™ logo are trademarks of the PCI Industrial Computers Manufacturers Group. All rights reserved. Specification subject to change without notice.

© 2019 VadaTech Incorporated. All rights reserved.

DOC NO. 4FM737-12 REV 01 | VERSION 1.6 – OCT/24



**vadatech**  
THE POWER OF VISION